


# Les Nouveautés LED



**Février 2025**

## YOUR SMART **G**LOBAL **P**ROUREMENT & **S**OURCING PARTNER

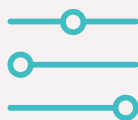
Avec plus de 27 ans d'expérience, GPS Monaco Group est votre Allié de Confiance en matière de Sourcing et d'Approvisionnement International.

### NOS AVANTAGES



#### **Excellence à Votre Service**

Nous nous efforçons constamment de dépasser les attentes de nos clients en leur offrant des solutions et des services de premier ordre.



#### **Approche Sur Mesure**

Notre approche centrée sur le client vous fournit des solutions sur mesure pour vos besoins uniques.

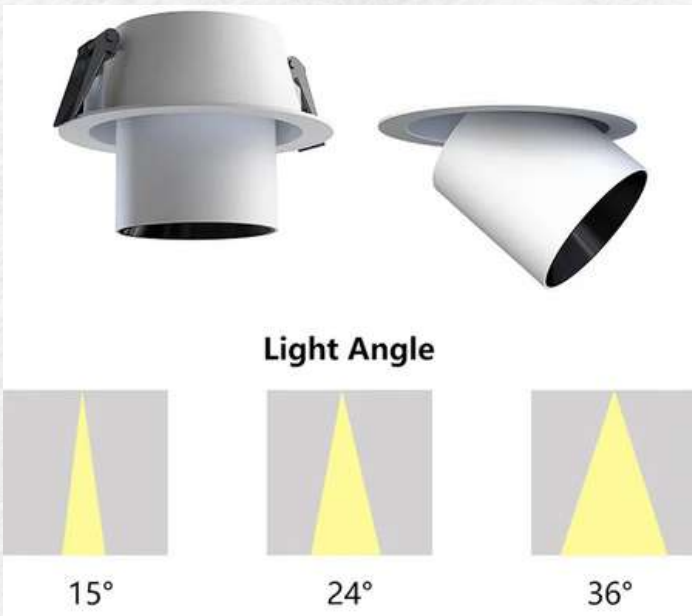


#### **Présence Internationale**

Depuis nos bureaux à Monaco, France, Suisse, Asie et Arabie Saoudite, nous sécurisons vos achats de l'usine à vos entrepôts.

Plus de  
**60**  
**Millions**  
de Produits Importés.

**+1700**  
Usines Auditées.



- AC200-240V
- 1600LM / 20W / IP20 / Ra 90
- 3000K / 4000K / 6000K
- Lifetime : 30 000H
- Product size : D115\*H84mm
- Material : Aluminium
- Beam angle : 15°/24°/36°
- Dimmable : Triac / 0-10V / Dali Ordered

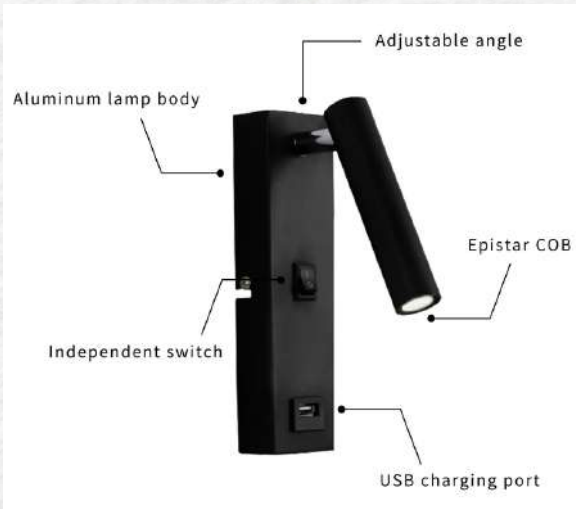






- AC85-265V
- 400LM / 5W / IP20 / Ra 80
- 3000K / 4000K / 6000K
- Material : Aluminium + plastic
- Lifetime : 30 000H
- Product size : 150\*50mm





- AC85-265V
- 240LM / 3W / IP20 / CRI 80
- 3000K / 4000K / 6000K
- Lifetime : 30 000H
- RoHS





## PRODUCT FEATURES



PC lamp shade



Fin heat dissipation



Easy to install




3030 Lamp bead



Aluminum lamp body



Driver



- AC100-240V
- 110-120LM/W / 100W-150W-200W / IP65 / Ra 80
- Beam angle : 90°
- Lifetime : 50 000H
- Material : Aluminium + PC
- Product size : ø380\*96mm / ø420\*105mm / ø450\*107mm





**ADJUSTABLE  
power**

switch freely

60%

80%

100%

- AC100-277V
- 7800LM / 13 000LM / 19 500 LM /
- 60W-100W-150W-200W-240W-300W
- 130LM/W / IP65 / Ra 80
- 2700K-6500K
- Beam angle : 120°
- Lifetime : 50 000H
- Material : Aluminium





### MULTIPLE COMPATIBILITY WITH A VARIETY OF CHARGING

Charging head goes straight Car charger



### MULTI-ANGLE ROTATION

Adjustable Angle, convenient type



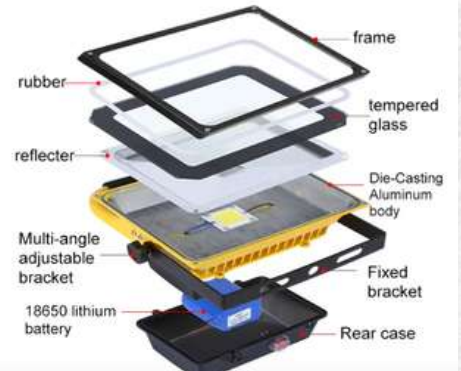
### PORTABLE

Comfortable sponge handle

Portable sponge handle non-slip and comfortable to carry without pressure



### PARTIAL EXPLOSION DIAGRAM



### TOUGHENED GLASS

Strong and durable against falling

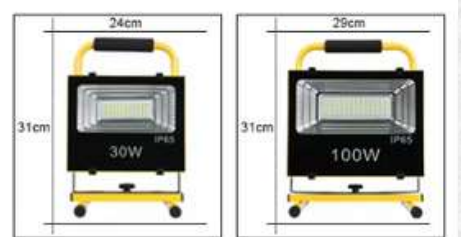
Tempered glass is 3 to 5 times harder than normal one.

### RADIATOR DESIGN

Strong convection air principle design, multi-plate heat dissipation, better thermal conductivity, perfect solution to heat dissipation problem to ensure the life of the light source



- AC8.4V / IP65 / Ra 80
- 70LM/W / 30W-50W-100W-200W
- Battery : 7.4V - 2200mah
- 20 000LM / 3600K-6000K
- Beam angle : 120°
- Lifetime : 50 000H
- Working time : 4H
- Charging time : 4H
- Material : Aluminium
- CE / RoHS





## STRONG MAGNETIC ADSORPTION

There is a magnet at the bottom, with strong magnetic force, which can be easily adsorbed on the metal surface.

STREETWISE



## HANDHELD LIGHTING MOBILE LIGHTING IS MORE CONVENIENT

Conforming to human body mechanical structure

STREETWISE



PORTABLE LIGHT MODE



- DC6V / IP55 / Ra 80
- 75LM/W / 800LM / 6000K
- Battery : Built-in 2\*18650 batteries
- 14 working modes - with magnet
- Beam angle : 180°
- Lifetime : 10 000H
- Working time : 2-3H
- Charging time : 8H
- Material : Nylon + PC + ABS

## MULTI-FUNCTION WORK LIGHT

UPGRADE LAMP WICK/POWER BANK  
HAND LIGHT/WORK LIGHT/CAMP LIGHT/SAFETY WARNING LIGHT







- DC6V / IP65 / Ra 80
- 150LM/W / 3000K-6500K
- 300W / 600W / 900W
- 700LM / 1200LM / 1800LM
- 20W / 30W / 40W
- Solar cell : Poly-Si
- Lifetime : 50 000H
- Battery : 3.2V 10ah / 3.2V 20ah / 3.2V 30ah
- Charging time : 4-6H
- Lighting time : 15-18H
- Material : ABS



### Solar panel

**Front component**

**Back component**

**Super large solar panel**  
The components are scalable, the power is greater, the system is more stable.

### Without component

- Two kinds of installation
- IP66 waterproof
- Long service life

### Adjustable angle

0-180°

**LED adjustable Angle**  
Adapt to various road sections and lighting Angle requirements.

### Motion Sensor

**Motion Sensor**  
When motion detected 100% brightness.  
When no motion detected 30% brightness.



- AC12/24V / IP66 / Ra 80
- ≥200LM/W / 3000K-6000K
- 40W / 60W / 80W / 100W / 120W
- 18 000LM
- Lifetime : >80 000H
- Beam angle : 70° to 140°
- Weight : 5kg
- Working time : 12H
- Material : Aluminium alloy

#### Product size :

- 1095\*450\*110mm
- 1200\*450\*110mm
- 1305\*450\*110mm
- 1740\*450\*110mm
- 1740\*900\*110mm

#### Battery :

- 12.8V 42AH LiFePO4
- 12.8V 48AH LiFePO4
- 12.8V 54AH LiFePO4
- 25.6V 48AH LiFePO4
- 25.6V 54AH LiFePO4

#### Installation height :

- 5-7m
- 6-8m
- 7-9m
- 9-11m
- 10-12m

#### Solar panel :

- 18V 60W Mono
- 18V 120W Mono
- 18V 140W Mono
- 36V 160W Mono
- 18V 220W Mono





- AC110-240V
- 100LM/W / 10W-20W-30W-50W
- IP65 / Ra 90
- 100LM / 3000K-3500K / 6000K-6500K
- Beam angle : 120°
- Lifetime : 30 000H
- Material : Aluminium

Product size :

- ø90\*135mm (10W)
- ø115\*175mm (20W)
- ø150\*210mm (30W)
- ø180\*230mm (50W)





**Patrick Bogaerts**  
Fondateur, CEO

### Contact

Téléphone : +33 6 07 93 79 98

Email : [Patrick@GPSMonacoGroup.com](mailto:Patrick@GPSMonacoGroup.com)

Site Web : <https://GPSMonacoGroup.com>