

Heater Catalog



CATALOG

Fan Heater	01	Wall Mounted Heaters	58
Handy Heater	07	Patio Heater	61
Ceramic PTC Heater	32	Oil Heater	65
Bladeless Heater	32	Halogen Heater	67
Fireplace Heater	37	2 in 1 Fan&Heater	68
Radiator Heater	43	Towel Warmer	70
Bathroom Heater	52	Mosquito Killer	71
Carbon Crystal Heater	54	Power Meter	73
Mica Heater	55	Socket	76



Fan Heater



GPS-001

Waterproof IP21
 2 heat settings: 1000W/2000W
 Voltage: 220-240V-50Hz
 Power indicator light
 Adjustable thermostat
 Thermal automatic cut-out
 Overheating protection
 Tip-over switch
 Safety thermal fuse built in

Power(w)	20°GP	40°GP	40°HQ
	2000	3000	6240 7400



GPS-002

Waterproof IP21
 2 heating powers: 1000/2000W
 4 settings: off/fan/low/high
 Adjustable thermostat
 Overheat protection
 Power indicator light
 Portable with handle
 With timer
 With transparent water proof cap

Power(w)	20°GP	40°GP	40°HQ
	2000	2346	5142 6048



GPS-003

Water proof IP21
 Voltage: 220-240V-
 2 Heat settings: 1000/2000W
 4 settings off/fan/low/high
 Adjustable thermostat
 Overheat protection
 Safety fuse inside
 Power indicator light
 Portable with handle

Power(w)	20°GP	40°GP	40°HQ
	1800-2000	2274	4992 5868



GPS-004

Unique Design: 220-240V-50Hz
 3KW (New)
 2 heat settings: 1500W/3000W
 Power indicator light
 Adjustable thermostat
 Thermal automatic cut-out
 Overheating protection
 Safety thermal fuse built in

Power(w)	20°GP	40°GP	40°HQ
	3000	1400	3000 3520



GPS-005

4 settings off/fan/low/high
 2 heat settings 1000W/2000W
 Adjustable thermostat
 Overheat protection
 Safety fuse inside
 Power indicator light
 Portable with handle
 Tip over switch(Optional)
 220-240V 50Hz Power: 2000W
 Class II IP21
 Unit color: injection white

Power(w)	20°GP	40°GP	40°HQ
	2000	3040	6480 7600



GPS-006

4 settings off/fan/low/high
 2 heat settings 1000W/2000W
 Adjustable thermostat
 Overheat protection
 Safety fuse inside
 Power indicator light
 Portable with handle
 Tip over switch(Optional)
 220-240V 50Hz Power: 2000W
 Class II IP21
 Unit color: injection white

Power(w)	20°GP	40°GP	40°HQ
	2000	3180	6630 7500

Fan Heater



GPS-007

2 heat settings: 1000W/2000W
Power indicator light
Adjustable thermostat
Thermal automatic cut-out
Overheating protection Safety
thermal fuse built in

Power(w)	20°GP	40°GP	40°HQ
2000	1794	3786	4452



GPS-008

2 Power setting
3 settings: Fan / Low / High model
Over-heat protection
Adjust thermostat
With handle
1500W

Power(w)	20°GP	40°GP	40°HQ
1500	2300	5000	5900



GPS-009

4 heat setting off/low/fan/high
Adjustable thermostat
Overheater protection
Portable with handle
Optional tip over switch
Safety fuse inside

Power(w)	20°GP	40°GP	40°HQ
2000	3040	6480	7600



GPS-010

4 settings off/fan/low/high
2 heat settings:1000W/2000W
Adjustable thermostat
Overheat protection
Safety fuse inside
Power indicator light
Portable with handle

Power(w)	20°GP	40°GP	40°HQ
2000	3180	6630	7500

Handy Heater



Handy Heater



GPS-011

2 Heat settings
 Max power :400W / 500W
 Voltage:220-240V-50Hz
 Ceramic heating element
 Plug direction adjustable(option)
 Thermal cutout protection
 Temperature setting(15-35) LED display, Indicator light
 Timer:12 H
 Tip-over switch

Power(w)	20'GP	40'GP	40'HQ
400/500	11160	24480	28760



GPS-012

2 Heat settings
 Max power :400W / 500W
 Voltage:220-240V-50Hz Ceramic heating element
 Plug direction adjustable(option)
 Thermal cutout protection
 Temperature setting(15-35) LED display, Indicator light
 Timer:12 H
 Tip-over switch

Power(w)	20'GP	40'GP	40'HQ
400/500	11160	24480	28760



GPS-013

Power:350-400W
 Gift box size :12.5x8.8x16.8cm
 Ceramic heating element
 Overheat protection
 Temperature setting(15-35) LED display
 Indicator light
 Timer:12 H

Power(w)	20'GP	40'GP	40'HQ
400	12000	24000	28800



GPS-014

Unique Design
 Heat setting :700W
 Ceramic heating element
 LED Display
 Digital thermostat: 15-30 °C
 12h Timer and 2 fan speed setting
 Safety Delay Off Function
 Overheating protection

Power(w)	20'GP	40'GP	40'HQ
700	7236	17976	15288



GPS-015

Material: ABS+PA+PBT
 Unit size: 14x14x8.5cm
 Display screen, LED
 Set temp: 15-32°C

Power(w)	20'GP	40'GP	40'HQ
600	10752	22296	24960



GPS-016

Unique Design
 Heat setting :500W
 Ceramic heating element
 Adjustable thermostat

Power(w)	20'GP	40'GP	40'HQ
500	7236	17976	15288

Ceramic PTC Heater



Ceramic PTC Heater



GPS-017

Unique Design-Retro
2 heat setting: 750W/1500W
Ceramic heating element
Power indicator light
Adjustable Thermostat
Overheating protection
Safety Tip-over Switch

Power(w)	20°GP	40°GP	40°HQ
1500	1932	4086	4800



GPS-018

Overheat protection
Power indicator light
With Oscillation
With 9 hours timer
With display
With 3 different color lights
Mechanical version also available

Power(w)	20°GP	40°GP	40°HQ
1200	4900	10564	12452



GPS-019

2 Heat settings: 600W/1200W
Ceramic heating element
Overheat protection
Power indicator light
Safety fuse inside
Adjustable thermostat
With handle
Tip-over switch

Power(w)	20°GP	40°GP	40°HQ
1200	4864	10672	12544



GPS-020

2 Power setting
3 settings: Fan / Low / High model
Over-heat protection
Tip-over switch
Adjust thermostat
With handle
AC 220-240V 50Hz
1500W

Power(w)	20°GP	40°GP	40°HQ
1500	3250	7000	8000



GPS-021

2 heat setting: 750W/1500W
Ceramic heating element
Power indicator light
Adjustable thermostat
Overheating protection
Safety Tip-over Switch
With Patent

Power(w)	20°GP	40°GP	40°HQ
1500	4860	10080	11856



GPS-022

4 settings off/fan/low/high
2 heat settings 750W/1500W
Adjustable thermostat
Overheat protection
Safety fuse inside
Power indicator light
Tip over switch(Optional)

Power(w)	20°GP	40°GP	40°HQ
1500	2100	4530	5340

Ceramic PTC Heater



GPS-023

Mechanical
 2 Power setting 750W/1500W
 3 settings: Fan/ Low / High mode
 LED digital
 High thermal efficiency
 Overheat protection: Thermal cut-out with automatic reset
 thermal fuse
 Tip-over switch
 Electrical source indicator light
 Class II

Power(w)	20'GP	40'GP	40'HQ
1500	2640	5520	6480



GPS-024

2 Power setting 750W/1500W
 3 settings: Fan/ Low / High mode
 High thermal efficiency
 Wind angle oscillation
 Overheat protection: Thermal cut-out with automatic reset
 thermal fuse
 Tip-over switch
 Electrical source indicator light
 Class II

Power(w)	20'GP	40'GP	40'HQ
1500	1800	3800	4300



GPS-025

2 Power setting 750W/1500W
 3 settings: Fan / Low / High mode
 12 hours Timer
 LED display
 With Remote control & Temperature adjustable
 With Oscillation
 Over-heat protection: Thermal Cut-Out with automatic Reset
 Thermal fuse
 Tip-over switch
 Electrical source indicator light
 30 seconds time-lapse

Power(w)	20'GP	40'GP	40'HQ
1500	1800	3800	4300



GPS-026

220-240V-50Hz 1500W
 2 heat settings: 750/1500W
 PTC Ceramic heating element
 Safety thermal cut-out
 Overheat protection
 Safety tip-over switch
 Adjustable thermostat control
 Automatic oscillation function
 Indicator light

Power(w)	20'GP	40'GP	40'HQ
1500	2280	4620	5400



GPS-027

220-240V-50Hz 1500W
 2 heat settings: 750/1500W
 PTC Ceramic heating element
 Safety thermal cut-out
 Overheat protection
 Safety tip-over switch
 Adjustable thermostat control
 Automatic oscillation function
 Indicator light
 220-240V-50Hz: 1500W

Power(w)	20'GP	40'GP	40'HQ
1500	3060	6240	7320



GPS-028

220-240V-50Hz 1500W
 2 heat settings: 750/1500W
 PTC Ceramic heating element
 Safety thermal cut-out
 Overheat protection
 Safety tip-over switch
 Adjustable thermostat control
 Automatic oscillation function
 Indicator light

Power(w)	20'GP	40'GP	40'HQ
1500	2310	4680	5460

Ceramic PTC Heater



Ceramic PTC Heater



GPS-029

220-240V-50Hz 1500W
 2 heat settings:1000/1500W
 PTC Ceramic heating element
 Safety thermal cut-out
 Overheat protection
 Safety tip-over switch

Power(w)	20'GP	40'GP	40'HQ
1500	4690	9720	11400



GPS-030

220-240V-50Hz 1500W
 2 heat settings:1000/1500W
 PTC Ceramic heating element
 Safety thermal cut-out
 Overheat protection
 Safety tip-over switch
 Adjustable thermostat control
 Automatic oscillation function

Power(w)	20'GP	40'GP	40'HQ
1500	4160	8620	10110



GPS-031

220-240V-50Hz 1500W
 2 heat settings:1000/1500W
 PTC Ceramic heating element
 Safety thermal cut-out
 Overheat protection
 Safety tip-over switch
 Adjustable thermostat control
 Automatic oscillation function
 Indicator light

Power(w)	20'GP	40'GP	40'HQ
1500	3320	6880	7840



GPS-032

2 heat setting 750W/1500W
 220-240V-50Hz
 Ceramic heating element
 Power indicator light
 Adjustable thermostat
 Overheating protection
 Safety Tip-over Switch
 With Patent

Power(w)	20'GP	40'GP	40'HQ
1800	380	780	930



GPS-033

Power: 1500W
 Voltage: 220-240V 50/60Hz
 2 heating setting: 750/1500W
 With adjustable thermostat
 Safety Ceramic heating element
 Over heating protection
 Tip-over switch

Power(w)	20'GP	40'GP	40'HQ
2000	7200	15500	18000



GPS-034

Max power: 1500W
 •2 heating selection
 •PTC ceramic heating element
 •0-12hours timer
 •With oscillating function
 •Overheating Protection
 •Tip-over safety switch
 •30 seconds automatic delay shutdown
 •Top touch button +remote control

Power(w)	20'GP	40'GP	40'HQ
1500	2880	6200	7248

Ceramic PTC Heater



GPS-035

2 in 1 carbon and PTC heater
DC MOTOR 220-240V 900W 50-60HZ
TOUCH SWITCH with LED
650W PTC and 250W Carbon heating tube
With OSC oscillation degree:65
with Tip-over switch
max. cable length 1.65M
with Remote control

Power(w)	20'GP	40'GP	40'HQ
900	2000	4180	4800



GPS-036

PTC Ceramic heating element
Safety thermal cut-out
Overheat protection
Safety tip-over switch
Adjustable thermostat control

Power(w)	20'GP	40'GP	40'HQ
500	3872	7872	9408



GPS-037

PTC Ceramic heating element
Safety thermal cut-out
Overheat protection
Safety tip-over switch
Adjustable thermostat control

Power(w)	20'GP	40'GP	40'HQ
500	6304	12840	15328



GPS-041

2 Heat settings:600/1200W
Voltage 220-240V-50HZ
PTC heating element
Overheat protection
Safety fuse inside
Tip over switch
Heating angle adjustable

Power(w)	20'GP	40'GP	40'HQ
1200	4344	9360	11028



GPS-042

High thermal efficiency
Cool/warm/hot wind for selection
Wide angle oscillating
Overheat protection
Electrical source indicator light

Power(w)	20'GP	40'GP	40'HQ
1500	2718	5436	6756



GPS-043

2 heat setting : 900W/1800W
PTC Ceramic heating element
Safety thermal cut-out
Overheat protection
Safety tip-over switch
Automatic oscillation function

Power(w)	20'GP	40'GP	40'HQ
1800	1800	3790	4455



GPS-038

Power indicator light
Overheat protection
Safety fuse inside
Adjustable thermostat
With tip-over switch

Power(w)	20'GP	40'GP	40'HQ
600	8500	17800	20800



GPS-039

Power: 400W/800W
Rated voltage: 220V
Rated Frequency: 50Hz
Power Supply: AC
4 levels: off, fan, warm, hot air
Heating way: PTC ceramic

Power(w)	20'GP	40'GP	40'HQ
800	5184	10800	13500



GPS-040

2 heat settings:600W/1000W
3 settings: Low/ High mode
LED display
8 hours timer
Power indicator light
With portable handle
Overheat protection
Electrical source indicator light
Tip-over switch
Mechanical version also available

Power(w)	20'GP	40'GP	40'HQ
1000	3600	7520	8800



GPS-044

IP21
2 Heat settings: 750/1500W
4 settings: off/fan/low/high
Adjustable thermostat
Overheat protection
Power indicator light
Portable with handle
With oscillation
With Tip-over switch

Power(w)	20'GP	40'GP	40'HQ
1500	2232	4716	5544



GPS-045

IP21
2 Heat settings: 900/1800W
4 settings: off/fan/low/high
Adjustable thermostat
Overheat protection
Power indicator light
Portable with handle
With oscillation
ECO mode, 24 hours timer
With Tip-over switch

Power(w)	20'GP	40'GP	40'HQ
1500/1800	2574	5640	6630



GPS-046

Heat Setting fan /900/1800W;
Voltage-220-240V;
Adjustable thermostat;
Overheat thermostat;
Heating element ceramic

Power(w)	20'GP	40'GP	40'HQ
1800	2160	5040	5880

Ceramic PTC Heater



GPS-047

3 Heat settings
 Power: 2000W
 Voltage: 220-240V-50HZ
 PTC heating element
 With thermostat control
 Overheat protection
 With 24 hours timer
 With LED display
 With oscillation function
 With remote control

Power(w)	20°GP	40°GP	40°HQ
2000	1806	3740	4300



GPS-048

2 Heat settings: 1000/2000W
 Voltage: 220-240V-50HZ
 PTC heating element
 Overheat protection
 Automatic oscillation
 With 12 hours timer
 With LED display
 D: With remote control

Power(w)	20°GP	40°GP	40°HQ
2000	2080	4225	4550



GPS-049

2 heat settings: 1400/2000W
 PTC Ceramic heating element
 Safety thermal cut-out
 Overheat protection
 Safety tip-over switch
 Adjustable thermostat control
 Automatic oscillation function

Power(w)	20°GP	40°GP	40°HQ
2000	1110	2310	2730



GPS-050

Voltage 220-240V.
 Digital with remote control,
 With LED touch panel;
 Heat Setting 30W/1000W/2000W;
 Overheat thermostat .
 With Oscillation function.
 With timer function: 0-9 hours;
 With time-delay function,
 Heating element ceramic.

Power(w)	20°GP	40°GP	40°HQ
2000	1020	2370	2600



GPS-051

2 Heat settings: 1000/2000W
 Voltage: 220-240V-
 With over heat protection
 With 12 hours timer
 With LED display
 With 60 degree oscillation
 With tip-over switch
 D: With remote control
 D: WIFI function is optional

Power(w)	20°GP	40°GP	40°HQ
2000	500	1065	1300



GPS-052

Power: 1200/2000W
 Machinery allocation
 Touch screen operation
 12H timer
 Display room temperature
 Memory function-screen off in 3min
 Chassis: Integral chassis& Split chassis
 Mechanical version also available

Power(w)	20°GP	40°GP	40°HQ
2000	695	1500	1800

Ceramic PTC Heater



GPS-053

- Max power: 2000W
- three setting: Fan/Low heating/high heating
- PTC ceramic heating element
- 0-15hours timer
- 60 With oscillating function
- Overheating Protection
- Tip-over safety switch
- 30 seconds automatic delay shutdown
- LED display+touch button +remote control

Power(w)	20'GP	40'GP	40'HQ
2000	800	1750	2050



GPS-054

- 220-240V-50Hz 2000W
- 2 heat settings: 1000/2000W
- PTC Ceramic heating element
- Safety thermal cut-out
- Overheat protection
- Safety tip-over switch
- Electronic adjustable thermostat control
- Automatic oscillation function
- 7.5 hours timer
- Manual and remote control available
- LED display room temperature

Power(w)	20'GP	40'GP	40'HQ
2000	1002	2076	2436



GPS-055

- =2 Power setting 1000W/2000W
- 3 settings: Fan / Low / High mode
- 8 hours Timer
- LED display
- With Remote control & Temperature adjustable
- With Oscillation
- Over-heat protection Thermal Cut-Out with Automatic Reset
- Thermal fuse
- Tip-over switch
- With Filter
- Electrical source indicator light
- 30 seconds time-lapse
- Class II


Power(w)	20'GP	40'GP	40'HQ
2000	1660	3380	4000



GPS-056

- 2 Power setting 1200W/2000W
- 2 settings: Low / High mode
- With Oscillation
- Over-heat protection
- Tip-over switch
- DC motor
- 8 hour timer
- LED display
- Mechanical version also available


Power(w)	20'GP	40'GP	40'HQ
2000	1280	2600	3120



GPS-057

- 2 Power setting 1000W/2000W
- 2 settings: Low / High mode
- With Oscillation
- Over-heat protection
- Tip-over switch
- DC motor
- With LED digital lights
- 8 hour timer
- Mechanical version also available

Power(w)	20'GP	40'GP	40'HQ
2000	690	1260	2580



GPS-058

- 2 Power setting 1200W/2200W
- 3 settings: Fan / Low / High mode
- 8 hours Timer
- LED display
- With Remote control & Temperature adjustable
- With Oscillation
- Over-heat protection Thermal Cut-Out with Automatic Reset
- Thermal fuse
- Tip-over switch
- Electrical source indicator light
- 30 seconds time-lapse

Power(w)	20'GP	40'GP	40'HQ
2200	690	1500	1750

Ceramic PTC Heater



GPS-059

Max power: 2000W
 three setting: Fan/Low heating/high heating
 PTC ceramic heating element
 0-15hours timer
 60 With oscillating function
 Can adjust the temperature 18℃ -21℃ -24℃ -27℃
 Overheating Protection
 Tip-over safety switch
 30 seconds automatic delay shutdown
 touch button +remote control

Power(w)	20°GP	40°GP	40°HQ
2000	1100	2400	2820



GPS-060

2 Power setting 1000W/2000W
 3 settings: Fan / Low / High mode
 8 hours Timer
 LED display
 With Remote control & Temperature adjustable
 With Oscillation
 Over-heat protection Thermal Cut-Out with Automatic Reset
 Thermal fuse
 Tip-over switch
 Electrical source indicator light
 30 seconds time-lapse

Power(w)	20°GP	40°GP	40°HQ
2000	1200	2600	3000



GPS-061

Safety PTC heating element
 2 heat settings: 1200W/2000W
 Overheating protection
 Power indicator light
 Recessed handle
 Safety tip-over switch
 Power indicator light
 Mechanical

Power(w)	20°GP	40°GP	40°HQ
2000	1013	2140	2515



GPS-062

4 settings off/fan/low/high
 2 heat settings 750W/1500W or 1000W/2000W
 Adjustable thermostat
 Overheat protection
 Safety fuse inside
 Power indicator light
 Portable with handle
 Tip over switch

Power(w)	20°GP	40°GP	40°HQ
1500/2000	3018	6510	7788



GPS-063

360 degree air Ceramic heater
 4 settings off/fan/low/high
 2 heat settings 750W/1500W
 Adjustable thermostat
 Overheat protection
 Safety fuse inside
 Power indicator light
 Portable with handle
 Tip over switch

Power(w)	20°GP	40°GP	40°HQ
1500	1416	2988	3510



GPS-064

2 heat setting :1200W/2000W
 PTC Ceramic heating element
 Safety thermal cut-out
 Overheat protection
 Safety tip-over switch
 Up and down function
 Automatic oscillation function

Power(w)	20°GP	40°GP	40°HQ
2000	950	2000	2400

Ceramic PTC Heater



GPS-065

2 heat settings: 1000/2000W
 Fan/warm/hot wind for selection
 Automatic overheat protection
 Widespread oscillation
 Safety tip-over switch
 With remote control
 1-8 hours timer setting
 Adjustable thermostat
 With LED display


Power(w)	20'GP	40'GP	40'HQ
2000	1020	2150	2530



GPS-066

2 Power setting: 1200W / 2200W
 3 settings: Fan / Low / High mode
 8 hours timer
 LED display
 With Remote control & Temperature adjustable
 With Oscillation
 Over-heat protection
 Tip-over switch
 With Filter
 Electrical source indicator light

Power(w)	20'GP	40'GP	40'HQ
2200	630	1300	1550



GPS-067

2 Power setting: 1000W/2000W
 3 settings: Fan / Low / High mode
 8 hours Timer
 LED display
 With Remote control & Temperature adjustable
 With Oscillation
 Over-heat protection Thermal Cut-Out with Automatic Reset
 Thermal fuse
 Tip-over switch
 With Filter
 Electrical source indicator light
 30 seconds' time-lapse
 Class II

Power(w)	20'GP	40'GP	40'HQ
2000	900	1860	2160



GPS-068

2 Power setting
 3 settings: Fan / Low / High mode
 12 hours Timer
 LED display
 With Remote
 Electronic thermostat
 With Oscillation
 Over-heat protection
 Tip-over switch
 2000W

Power(w)	20'GP	40'GP	40'HQ
2000	1625	3500	4060



GPS-069

2 Power setting
 3 settings: Low / High mode
 12 hours Timer
 LED display
 With Remote control
 Electronic thermostat
 With Oscillation
 Over-heat protection
 Tip-over switch
 With handle
 With light lamp
 2000W

Power(w)	20'GP	40'GP	40'HQ
2000	1625	3500	4060



GPS-070

2 Power setting
 3 settings: Fan / Low / High mode
 12 hours Timer
 LED display
 With Remote control
 Electronic thermostat
 With Oscillation 60/90/180/360 degree
 Over-heat protection
 Tip-over switch
 With filter
 With handle
 AC 220-240V 50Hz
 2000W

Power(w)	20'GP	40'GP	40'HQ
2000	765	1650	1900

Ceramic PTC Heater



Ceramic PTC Heater



GPS-071 2200W

Power: 1200/2200W
 Machinery allocation
 Display room temperature
 Memory function
 Screen off in 3min

Power(w)	20°GP	40°GP	40°HQ
	2200	635	1370



GPS-072 2200W

2 Power setting 1200W/2400W
 3 settings: Fan / Low / High mode
 8 hours Timer
 Touch LED display
 With Remote control & Temperature adjustable(10-49°C)
 With Oscillation
 Over-heat protection:Thermal Cut-Out with Automatic Reset
 Thermal fuse
 Tip-over switch
 With Filter
 Electrical source indicator light
 30 seconds time-lapse
 Class II

Power(w)	20°GP	40°GP	40°HQ
	2000	650	1300



GPS-073 2200W

2 Power setting 1200W/2200W
 3 settings: Fan / Low / High mode
 8 hours Timer
 Touch LED display
 With Remote control & Temperature adjustable(10-49°C)
 With Oscillation
 Over-heat protection:Thermal Cut-Out with Automatic Reset
 Thermal fuse
 Tip-over switch
 With Filter
 Electrical source indicator light
 30 seconds time-lapse
 Class II

Power(w)	20°GP	40°GP	40°HQ
	2000	550	1300

Ceramic PTC Heater



GPS-074 2000W

2 Power setting 1200W/2000W
 3 settings: Fan / Low / High mode
 8 hours Timer
 LED display
 With Remote control & Temperature adjustable
 With Oscillation
 Over-heat protection, Thermal Cut-Out with Automatic Reset
 Thermal fuse
 Tip-over switch
 Electrical source indicator light
 30 seconds time-lapse
 Class II

Power(w)	20'GP	40'GP	40'HQ
2000	1450	3000	3600



GPS-075 3370W

Digital with remote control
 With touch panel
 Heat Setting 30W /1000W/2000W
 Overheat thermostat
 With Oscillation function
 with timer function 0-9 hours
 with time-delay function
 Heating element: ceramic

Power(w)	20'GP	40'GP	40'HQ
2000	336	856	960



GPS-076 2120W

Digital with remote control
 With touch panel
 Heat Setting 30W /1000W/2000W
 Overheat thermostat
 With Oscillation function
 with timer function 0-9 hours
 with time-delay function
 Heating element: ceramic


Power(w)	20'GP	40'GP	40'HQ
2000	866	1766	2120



GPS-077 2120W

Voltage:220-240V;
 Mechanical;
 Heat Setting:30W/1000W/2000W;
 Overheat thermostat;
 With Oscillation function;
 Heating element: ceramic;


Power(w)	20'GP	40'GP	40'HQ
2000	866	1766	2120



GPS-078 1728W

Voltage:220-240V;
 Digital with remote control;
 With LED touch panel;
 Heat Setting 20W /1000W/2000W
 Overheat thermostat;
 With Oscillation function;
 Heating element: ceramic;

Power(w)	20'GP	40'GP	40'HQ
2000	708	1510	1728



GPS-079 1728W

Voltage:220-240V;
 Digital with remote control;
 With LED touch panel;
 Heat Setting 20W /1000W/2000W
 Overheat thermostat;
 With Oscillation function;
 Heating element: ceramic;

Power(w)	20'GP	40'GP	40'HQ
2000	708	1510	1728

Ceramic PTC Heater



Ceramic PTC Heater



GPS-080

Overheat protection
Convenient handle
2 heat settings(750/1500)
Safe PTC ceramic heating element
Color box size:27.2x23.1x31.3cm



GPS-081

Packing size: 19.3x16x21.7cm
Safe PTC heating element Overheat protection
With turbo fan
Insulated handle more safe for using
Free standing and portable style

Power(w)	20'GP	40'GP	40'HQ
1500	2560	5320	5800



GPS-082

Packing size: 19.3x16x21.7cm
Safe PTC heating element Overheat protection
With turbo fan
Insulated handle more safe for using
Free standing and portable style

Power(w)	20'GP	40'GP	40'HQ
1500	2304	4960	5840



GPS-083

Overheat protection
Convenient handle
2 heat settings(750/1500)
Safe PTC ceramic heating element
Color box size:288x208x177MM



GPS-084

Voltage: 220-240V- 50Hz Heating setting: 1050/2000W Heating Area: 20m²
Air output: 139m³/h
PTC heating element
Dual Overheat protection With power indicator light With tip over protection

Power(w)	20'GP	40'GP	40'HQ
2000	1950	3980	4650



GPS-085

Voltage: 220-240V- 50Hz Heating setting: 2000/3000W Heating Area: 30m²
Air output: 210m³/h
PTC heating element
Dual Overheat protection With tip over protection DC Motor 6W

Power(w)	20'GP	40'GP	40'HQ
3000	1600	3320	3900

PTC Heater with Humidifier



GPS-086

2 Power setting 1200W/2200W
 3 settings: Fan / Low / High mode
 12 hours Timer
 LED display
 With Remote control & Temperature adjustable
 With Oscillation
 Over-heat protection Thermal Cut-Out with Automatic Reset
 Thermal fuse
 Tip-over switch
 2.5L water tank
 Humidify
 With Filter
 Electrical source indicator light
 30 seconds time-lapse

Power(w)	20°GP	40°GP	40°HQ
2200	500	1100	1300



GPS-087

2 Power setting 1200W/2200W
 3 settings: Fan / Low / High mode
 12 hours Timer
 LED display
 With Remote control & Temperature adjustable
 With Oscillation
 Over-heat protection: Thermal Cut-Out with Automatic Reset
 Thermal fuse
 Tip-over switch
 2.5L water tank
 Humidify
 With Filter
 Electrical source indicator light
 30 seconds time-lapse

Power(w)	20°GP	40°GP	40°HQ
2200	700	1520	1760



GPS-088

2 Power setting 1200W/2200W
 3 settings: Fan / Low / High mode
 12 hours Timer
 LED display
 With Remote control & Temperature adjustable
 With Oscillation
 Over-heat protection: Thermal Cut-Out with Automatic Reset
 Thermal fuse
 Tip-over switch
 2.5L water tank
 Humidify
 With Filter
 Electrical source indicator light
 30 seconds time-lapse

Power(w)	20°GP	40°GP	40°HQ
22000	500	1100	1300

Convector Heater

GPS-089

3 heat settings: 750/1250/2000W
 Adjustable thermostat
 Automatic control temperature
 Power indicator light
 Two fuse built-in
 Overheat protection
 Can with turbo fan or 24-hour timer

POWER	20°GP	40°GP	40°HQ
2000W	506	1010	1230



Convactor Heater



GPS-090

3 heating powers: 750W/1250W/2000W
Adjustable thermostat
Overheat protection
Freestanding or wall mounted
With carry handles

Power(w)	20'GP	40'GP	40'HQ
2000	835	1800	2200



GPS-091

3 heating powers: 750W/1250W/2000W
Adjustable thermostat
Overheat protection
Freestanding or wall mounted
With carry handles

Power(w)	20'GP	40'GP	40'HQ
2000	670	1440	1800



GPS-092

Over-heat protection&thermostat
Freestanding or wall mounting
Can with turbo fan or 24-hour timer

Power(w)	20'GP	40'GP	40'HQ
2000	733	1520	1824



GPS-096

Power: 2000W
3 powers: 800W/1200W/2000W
Electric heating wire
LED display(Automatic display brightness reduction after 30 seconds)
With foolboard
Simple appearance, fast temperature rise

Power(w)	20'GP	40'GP	40'HQ
2000	650	1450	1700



GPS-097

Power switch
Power: 800W/1200W/2000W
With LED display
Heating element: heating wire
Overheat protection
Temperature range: 5-35°C
Timing function

Power(w)	20'GP	40'GP	40'HQ
2000	550	1250	1500



GPS-098

Power Select: 800W/1200/2000W
Voltage: 220-240V
Frequency: 50Hz
Adjustable Thermostat Control
Safety Overheat Protection
Thermal Cut-off Switch
With turbo

Power(w)	20'GP	40'GP	40'HQ
2000	860	1780	2040



GPS-093

3 heat settings: 750/1250/2000W
Adjustable thermostat
Automatic control temperature
Power indicator light
Two fuse built-in
Overheat protection
Can with turbo fan or 24-hour timer

Power(w)	20'GP	40'GP	40'HQ
2000	685	1420	1800



GPS-094

Power Select: 800/1200/2000W
Voltage: 230V
Frequency: 50HZ
Approval: CE/GS
Adjustable Thermostat Control
Safety Overheat Protection
Thermal Cut-off Switch
With turbo
VDE plug

Power(w)	20'GP	40'GP	40'HQ
2000	550	1140	1330



GPS-095

Power Select: 800/1200/2000W
Voltage: 230V
Frequency: 50HZ
Approval: CE/GS
Adjustable Thermostat Control
Safety Overheat Protection
Thermal Cut-off Switch

Power(w)	20'GP	40'GP	40'HQ
2000	666	1380	1630



GPS-099

1.3 heating mode;
2.White metal panel;
3.X-shaped aluminum heating element,fast heating,long lifespan,no light,flavourless;
4 Medium LED display,24h-timer,touch control switch with WIFI & APP with 7x24h weekly mode;
5 Electronic sensor thermostat with Frost protection function (5-7°C);

Power(w)	20'GP	40'GP	40'HQ
2000	480	960	1800



GPS-100

Power switch
Power: 2000W
LED display
Timing function
Temperature range: 5-35°C
X type aluminum heating element
Overheat protection
Mounting mode can be wall hanging or foot board

Power(w)	20'GP	40'GP	40'HQ
2000	450	1000	1150



GPS-101

1.2 heat settings;
2.Tempered glass panel;
3.Aluminum heating element,fast heating,long lifespan,no light,flavourless;
4 Adjustable thermostat and overheat protection;
5 With indicator light,
6 Wall mounted and standing;

Power(w)	20'GP	40'GP	40'HQ
2000	580	1216	1355

Bladeless Heater



GPS-102

TurBine air duct and bladeless
With over heat protection
With 12 hours timer
With LED display
With 60 degree oscillation
With tip-over switch
With remote control

Power(w)	20'GP	40'GP	40'HQ
	1500	1400	2900 3400



GPS-103

2 Heat settings: 1000/2000W
Voltage 220-240V-
Safety ceramic PTC heating element
TurBine air duct and bladeless
Great safety for kids
With over heat protection
With 7.5 hours timer
With 60 degree oscillation
With tip-over switch
With remote control

Power(w)	20'GP	40'GP	40'HQ
	2000	630	1260 1485



GPS-104

PTC heater
70 degree swing
Safety tip over switch
Over heat protection
Power: 1000W/2000W
Remote
VDE Plug

Power(w)	20'GP	40'GP	40'HQ
	2000	395	850 1002



GPS-105

Humidifier function optional
WiFi&APP control/Support voice control via Echo/Google home(for option)
Pure Hot+Cool-air purifier
power:2000W(Heating);30W(Cooling)
Cooling in summer and Heating in winter
Hepa filter to clean room air
Automatically turn off when tipped over
Ambient temperature protection(Heat will stop when reach set temperature/re-work when room temperature is below set one)
Heating temperature setting:1 C -30 C
Touch-sensitive control;Digital display
Heating element is invisible safer
DC motor/invisible fan blade safer and easier to clean
Aluminium air outlet;osillation:90°
1-8h timer off(operate in remote control)
1-9 air speed for cooling mode sleep mode/strong model operate in remote control
1-4 air speed for heating mode
Air speed:4.0M/SEC; noise level:55db

Power(w)	20'GP	40'GP	40'HQ
	2000	330	660 785



GPS-106

Humidifier function optional
WiFi&APP control/Support voice control via Echo/Google home(for option)
Pure Hot+Cool
power 1800W(Heating);30W(Cooling)
Cooling in summer and Heating in winter
Automatically turn off when tipped over
Ambient temperature protection(Heat will stop when reach set temperature/re-work when room temperature is below set one.)
Heating temperature setting:1 C -30 C
Touch-sensitive control;Digital display
Heating element is invisible safer
DC motor/invisible fan blade,safer and easier to clean
Aluminium air outlet;osillation:80°
1-8h timer off(operate in remote control)
1-9 air speed for cooling mode,sleep mode/strong model operate in remote control
1-4 air speed for heating mode osillation:80°
Air speed 4.0M/SEC; noise level 55db

Power(w)	20'GP	40'GP	40'HQ
	1800	330	660 785



GPS-107

Max power: 2000W
three setting,Fan/Low heating/high heating
PTC ceramic heating element
0-12hours timer(BDH1918D)
With 60° oscillating function
Overheating Protection
Tip-over safety switch
30 seconds automatic delay shutdown Can adjust the temperature 15-40 C
LED digital screen(BDH1918D)
Top touch button -remote control (BDH1918D)

Power(w)	20'GP	40'GP	40'HQ
	2000	450	960 1130

Fireplace Heater

GPS-108

- 2 Power setting
- 2 settings: Low / High mode
- 8 hours Timer
- LED display
- With Remote control
- Electronic thermostat(10-49 C)
- With Oscillation
- Over-heat protection:Thermal Cut-Out with Automatic Reset

POWER	20'GP	40'GP	40'HQ
2000W	320	700	820



Fireplace Heater



GPS-109

Ceramic Heating element Adjustable
Room Thermostat Automatic Control
Temperature Over-heat protection
Power Indicator Light
Temperature control
Timer control
With LED
Remote control
Flame light

Power(w)	20'GP	40'GP	40'HQ
	1000	3000	6180
			7260



GPS-110

2 heating power :750W/1500W
Heating area :20-30m2
With Flame effect
With oscillation
With tip-over switch
With Thermostatic temperature control
Safety thermal cutoff device
High efficiency heating utilization,energy save

Power(w)	20'GP	40'GP	40'HQ
	1500	1050	2220
			2400



GPS-111

2 heating power :750W/1500W
Heating area :20-30m2
With Flame effect
With oscillation
With tip-over switch
With Thermostatic temperature control Safety
thermal cutoff device
High efficiency heating utilization,energy save

Power(w)	20'GP	40'GP	40'HQ
	1500	800	1630
			1860



GPS-112

2 heating power : 900W/1800W
Heating area :20-30m2
With Flame effect
Safety thermal cutoff device
High efficiency heating utilization,energy save
Colour: black /silver

Power(w)	20'GP	40'GP	40'HQ
	1800	380	780
			930



GPS-113

2 heating power :1000W/2000W
Heating area :20-30m2
Made of plastic with front tempered glass
Safety thermal cutoff device
Manual switch
High efficiency heating utilization,energy save
Colour: red/silver grey/black

Power(w)	20'GP	40'GP	40'HQ
	2000	900	1800
			1950



GPS-114

2 heating power : 1000W/2000W
Heating area :20-30m2
With Flame effect
With Thermostatic temperature control Safety
thermal cutoff device
High efficiency heating utilization,energy save

Power(w)	20'GP	40'GP	40'HQ
	2000	640	1370
			1610

Fireplace Heater



GPS-115

Two power setting: 750/1500W
Free standing mnt fireplace
Glass front panel
Real log flame effect
Flame effect can be used independently
Auto-shutoff/overheat safety feature
Metal housing

Power(w)	20°GP	40°GP	40°HQ
1500	800	1750	2050



GPS-116

2 heat settings: 950/1850W
Heating wire element
Freestanding style
Real log flame effect
Black cast effect finish
Front door can be opened
Flame effect can be used independently
2 heat settings option

Power(w)	20°GP	40°GP	40°HQ
1850	360	720	830



GPS-117

2 Heat settings: 750/1500W
PTC heating element
Overheat protection
Thermostat control
Flame effect can be used independently

Power(w)	20°GP	40°GP	40°HQ
1500	624	1295	1462



GPS-118

3 side glass
With realistic fuel effect
Overheat protection
Thermostat control
Electric dump switch
Temperature control
12 hours timer
With LED
With remote control

Power(w)	20°GP	40°GP	40°HQ
2000	550	1200	1440



GPS-119

Overheat protection
Safety fuse inside
Power indicator light
Adjustable thermostat
With Oscillation
With 12 hours timer
With Flame effect

Power(w)	20°GP	40°GP	40°HQ
1500	1200	2400	2600



GPS-120

220-240V-50Hz 2000W
2 heat settings: 1400/2000W
PTC Ceramic heating element
Safety thermal cut-out
Overheat protection
Safety tip-over switch
Electronic adjustable thermostat control
Automatic oscillation function
8 hours timer
Manual and remote control available
LED display room temperature

Power(w)	20°GP	40°GP	40°HQ
2000	840	1740	2040



GPS-121

220-240V-50Hz 2000W
2 heat settings: 1000/2000W
PTC Ceramic heating element
Safety thermal cut-out
Overheat protection
Safety tip-over switch
Electronic adjustable thermostat control
Automatic oscillation function
8 hours timer
Manual and remote control available
LED display room temperature

Power(w)	20°GP	40°GP	40°HQ
2000	748	1548	1720



GPS-122

Power: 1400/2000W
Quick heating up
Safety overheat protection
Adjustable thermostat
Tip-over protection
Noise test: $\leq 45\text{dB}$
With remote control
12 timer hours
LED touch screen
With Flame effect

Power(w)	20°GP	40°GP	40°HQ
2000	1160	2592	3024

Fireplace Heater



GPS-123

2 heating settings, 900/1800W
Adjustable flame brightness
Adjustable temperature
Safety thermal cut-off device
Close to real wood burning flame effect

Power(w)	20°GP	40°GP	40°HQ
1800	350	755	890



GPS-124

2 Heat settings: 900/1800W
Voltage: 220V-240V, 50Hz
With realistic fuel effect
Overheat protection
Safety thermal cut-off device
Adjustable thermostat control
Flame effect can be used independently

Power(w)	20°GP	40°GP	40°HQ
1800	512	1061	1194



GPS-125

2 Heat settings: 750/1500W
Voltage: 120V-50Hz
With realistic fuel effect
Overheat protection
Thermostat control
With tip-over switch
Flame effect can be used independently

Power(w)	20°GP	40°GP	40°HQ
1500	443	917	1060



GPS-129

2 heat settings option
1000/2000w for 220-240V, 50/60Hz
750/1500W for 100-130V, 50/60Hz
Freestanding style
Real log flame effect
Black cast effect finish
Flame effect can be used independently
Safety thermal cut-off device

Power(w)	20°GP	40°GP	40°HQ
2000	185	380	435



GPS-130

2 heat settings option
950/1850W for 220-240V, 50/60Hz
750/1500W for 100-130V, 50/60Hz
Freestanding style
Real log flame effect
Black cast effect finish
Flame effect can be used independently
Adjustable Flame brightness

Power(w)	20°GP	40°GP	40°HQ
1850	198	420	479



GPS-126

Power: 2000W
* Timer: 8H
* Air Filler
* Humidity (%)
* 3D Fire Flame
* Water Tank: 2.3 Liter
* UV Sterilization
* Temperature Adjust
* Fire Color: Blue/Red/Yellow
* Remote Control

Power(w)	20°GP	40°GP	40°HQ
2000	570	1140	1280



GPS-127

Power: 950/1850W
Freestanding style
Real log flame effect
Black cast effect finish
3 sided flame effect
Flame effect can be used independently
2 heat settings option
Adjustable thermostat control
Safety thermal cut-off device

Power(w)	20°GP	40°GP	40°HQ
1850	335	695	800



GPS-128

Power: 1800-2000W
Suggestion heating area: 20-30 m²
Flame brightness setting
Two heating power
With open flame effect window
Safety thermal cutoff device
Thermostatic temperature control
White color also be available

Power(w)	20°GP	40°GP	40°HQ
2000	215	430	500



GPS-131

Graphene convection heater
2 heating powers, 1000W/2000W
24 hours timer
Touch screen control
With LED display
Easier life with remote control
3D simulation carbon fire
Overheating Protection
With tip over safety switch

Power(w)	20°GP	40°GP	40°HQ
2000	425	885	1035



GPS-132

Power: 1000/2000W
Freestanding style
Real log flame effect
Black cast effect finish
Flame effect can be used independently
Patented LED flame design
2 heat settings option
Adjustable thermostat control
Safety thermal cut-off device

Power(w)	20°GP	40°GP	40°HQ
2000	182	370	440

Radiator Heater

GPS-133

2 heating powers: 400/800W
 2 quartz heating elements
 Safety tip-over switch
 Safety Mesh grill
 With handle portable

POWER	20'GP	40'GP	40'HQ
	800W	2100	4200
			5290



Radiator Heater



GPS-134

Quartz heater
 Power: 400W/800W
 Voltage 220-240V
 Automatic tip-over protection

Power(w)	20'GP	40'GP	40'HQ
	800	2080	4480
			5400



GPS-135

Voltage 100-240V
 2 quartz heating elements
 2 heating powers: 400/800W
 Foot Switch

Power(w)	20'GP	40'GP	40'HQ
	800	636	1295
			1500



GPS-136

2 tubes Quartz Heater
 European style plug, 1.65M/white
 220-240V- 50/60Hz, 400/800/1200W

Power(w)	20'GP	40'GP	40'HQ
	1200	750	1580
			1925



GPS-137

Heat settings: 600W
 1 quartz heating element
 Wall mounted
 Pull cord switch

Power(w)	20'GP	40'GP	40'HQ
	600	1860	3980
			4700



GPS-138

2 heat settings: 600/1200W
 2 quartz tubes
 Wall mounted

Power(w)	20'GP	40'GP	40'HQ
	1200	2390	4784
			5808



GPS-139

2 heat settings: 600/1200W
 2 quartz tubes
 Wall mounted
 Up&down of head can be adjusted

Power(w)	20'GP	40'GP	40'HQ
	1200	2392	4784
			5808



GPS-140

1200/1500W optional
 2/3 quartz heating elements
 With pull switch
 wall mounted

Power(w)	20'GP	40'GP	40'HQ
	1200/1500	1976	4184
			4912



GPS-141

1200/1500W optional
 2/3 quartz heating elements
 With pull switch
 Desk top or wall mounted

Power(w)	20'GP	40'GP	40'HQ
	1200/1500	1845	3870
			4545



GPS-142

2 quartz tubes 900W+1300W
 Wall mounted

Power(w)	20'GP	40'GP	40'HQ
	2200	1640	3480
			4110

Radiator Heater

GPS-143

Cool/Warm/Hot wind for selection
Adjustable room thermostat
Automatic control temperature
Overheat protection
Power indicator light
Temperature control
Timer control
With LED display
With oscillation function

POWER	20'GP	40'GP	40'HQ
2000W	2310	4740	5640



Radiator Heater



GPS-144

3 heat settings: 400/800/1200W
2 halogen tubes
With thermostat function
Wide angle oscillation
Tip-over safety switch

Power(w)	20'GP	40'GP	40'HQ
1200	830	1720	2100



GPS-145

3 heat settings: 400/800/1200W
Streamline design refinement
Repeating rolling function
Automatic tip-over protect

Power(w)	20'GP	40'GP	40'HQ
1200	1200	2700	3200



GPS-146

3 heat settings: 400/800/1200W
2 halogen tubes
With thermostat function
Wide angle oscillation
Tip-over safety switch

Power(w)	20'GP	40'GP	40'HQ
1200	1065	2100	2624



GPS-147

3 heat settings: 400/800/1200W
Streamline design refinement
Repeating rolling function
Automatic tip-over protect

Power(w)	20'GP	40'GP	40'HQ
1200	690	1500	1800



GPS-148

3 heat settings: 400/800/1200W
2 halogen tubes
With thermostat function
Wide angle oscillation
Tip-over safety switch

Power(w)	20'GP	40'GP	40'HQ
1200	1050	2220	2580



GPS-149

3 heat settings: 400/800/1200W
2 halogen tubes
With thermostat function
Wide angle oscillation
Tip-over safety switch

Power(w)	20'GP	40'GP	40'HQ
1200	655	1440	1650

Radiator Heater



GPS-150

4 heat settings: 400/800/1200/1600W
2 halogen tubes
With thermostat function
Wide angle oscillation
Tip-over safety switch

Power(w)	20°GP	40°GP	40°HQ
1600	555	1278	1474



GPS-151

3 tube Halogen Heater
stainless reflector; safety tip-over switch
75° revolution to left and right
Power: 1200W

Power(w)	20°GP	40°GP	40°HQ
1200	870	1870	2200



GPS-152

3 tube Halogen Heater
stainless reflector; safety tip-over switch
75° revolution to left and right
Power: 1200W

Power(w)	20°GP	40°GP	40°HQ
1200	790	1700	2000




GPS-153

3 tube Halogen Heater
stainless reflector; safety tip-over switch
75° revolution to left and right
Power: 1200W

Power(w)	20°GP	40°GP	40°HQ
1200	750	1620	1904

Radiator Heater



Radiator Heater



GPS-154

Power: 300/600W
 Heater: Carbon fibre
 Gear 2 temperature regulation
 Left and right 45 degrees shaking head
 Switch with indicator light
 Leather handle for easy movement

Power(w)	20°GP	40°GP	40°HQ
600	1120	2400	2800



GPS-155

Power: 300/600W
 Heater: Carbon fibre
 Gear 2 temperature regulation
 Left and right 45 degrees shaking head
 Switch with indicator light
 Leather handle for easy movement

Power(w)	20°GP	40°GP	40°HQ
600	1360	2930	3400



GPS-156

Power: 450/900W
 Heater: Carbon fiber tubes
 Wide angle oscillation
 Safety tip-over switch

Power(w)	20°GP	40°GP	40°HQ
900	650	1400	1600



GPS-157

Power: 1000W
 Heater: Carbon fiber tubes
 Wide angle oscillation
 Safety tip-over switch

Power(w)	20°GP	40°GP	40°HQ
1000	795	1714	2000



GPS-158

Power: 1200W
 Heater: Carbon fiber tubes
 Wide angle oscillation
 Safety tip-over switch

Power(w)	20°GP	40°GP	40°HQ
1200	1050	2200	2600



GPS-159

Power: 1200W
 Heater: Carbon fiber tubes
 Wide angle oscillation
 Safety tip-over switch

Power(w)	20°GP	40°GP	40°HQ
1200	740	1565	1840

Radiator Heater



GPS-160

- 800W
- U shape Carbon fibre
- With Leather handle
- With safe metal grill
- With tip-over switch
- With oscillation
- Touch control
- 12 hours timer

Power(w)	20'GP	40'GP	40'HQ
800	790	1700	1970



GPS-161

- 1200W
- Streamline design, refinement
- Repeating rolling function
- Safety over-heat protect
- Automatic tip-over protect
- Glass tube
- Long and equably heating

Power(w)	20'GP	40'GP	40'HQ
1200	360	780	920

Bathroom Heater



GPS-162

- Power Output Watts 1000/2000W
- PA66 plastic
- Heating Indicator LED Yes
- Approvals CE, Intertek GS, ERP
- Installation Location Wall mounted
- Insulation Level Class 2, Double Insulated
- IP Rating 22

Power(w)	20'GP	40'GP	40'HQ
2000	2720	5504	6176

Bathroom Heater

Carbon Crystal Heater



GPS-163

Water proof:IPX2
 3 settings: Fan/ 1000W/ 2000W for selection
 Adjustable room the thermostat
 Overheat protection
 Electrical source indicator light
 Weekly program
 Open window detection
 LED
 12h timer
 Remote control
 Class II
 AC 220-240V 50Hz
 Material: ABS

Power(w)	20'GP	40'GP	40'HQ
	1350	2880	3360

GPS-164

Water proof:IPX2
 3 settings:
 Adjustable room the thermostat
 Overheat protection
 Electrical source indicator light
 With Tower hanger
 Weekly program
 Open window detection
 LED
 12h timer
 Remote control
 Class II

Power(w)	20'GP	40'GP	40'HQ
	2000	1350	3360

GPS-165

Water proof:IPX2
 3 settings:
 Adjustable room the thermostat
 Overheat protection
 Electrical source indicator light
 With Tower hanger
 Weekly program
 Open window detection
 LED
 12h timer
 Remote control
 Class II

Power(w)	20'GP	40'GP	40'HQ
	425	1032	2700

GPS-166

Power:350W (-10%, +5%)
 220-240V,60Hz/50Hz
 Main material Carbon crystal
 Switch function: Intelligent timer with sensor system
 Heating system: Patented with overheated protection

Power(w)	20'GP	40'GP	40'HQ
	350	552	1377

GPS-167

Power:540W (-10%, +5%)
 220-240V,60Hz/50Hz
 Main material Carbon crystal
 Switch function: Intelligent timer with sensor system
 Heating system: Patented with overheated protection

Power(w)	20'GP	40'GP	40'HQ
	700	300	735

GPS-168

Power:960W (-10%, +5%)
 220-240V,60Hz/50Hz
 Main material Carbon crystal
 Switch function: Intelligent timer with sensor system
 Heating system: Patented with overheated protection

Power(w)	20'GP	40'GP	40'HQ
	960	218	544

Mica Heater



Mica Heater



GPS-169

pieces/2000W, mica heater
220V 50Hz
overheat protection
adjustable temperature control
With fall switch
1.7m rubber wire

Power(w)	20'GP	40'GP	40'HQ
2000	500	1060	1270



GPS-170

5 pieces/2500W, mica heater
220V 50Hz
overheat protection
adjustable temperature control
With fall switch
1.7m rubber wire

Power(w)	20'GP	40'GP	40'HQ
2500	420	900	1070



GPS-171

2000W Micathermic technology
Up to 30% energy saving
Quick heating up
Safety overheat protection
Combination of radiant and convection heat
Adjustable thermostat

Power(w)	20'GP	40'GP	40'HQ
2000	520	1180	1380



GPS-172

2000W Micathermic technology
Up to 30% energy saving
Quick heating up
Safety overheat protection
Combination of radiant and convection heat
Adjustable thermostat
Tip-over protection
Easy to move by castors

Power(w)	20'GP	40'GP	40'HQ
1500/2000	460	980	1160



GPS-173

2000W Micathermic technology
Up to 30% energy saving
Quick heating up
Safety overheat protection
Combination of radiant and convection heat
Adjustable thermostat
Tip-over protection
Easy to move by castors

Power(w)	20'GP	40'GP	40'HQ
1500-2000	460	980	1160



GPS-174

1 piece/2000W whole mica heater
220V 50Hz
overheat protection
adjustable temperature control
With fall switch
1.7m rubber wire

Power(w)	20'GP	40'GP	40'HQ
2000	720	1500	1800

Mica Heater



GPS-175

1 piece/2000W
whole mica heater
220V 50Hz
overheat protection
With fall switch
1.7m rubber wire

Power(w)	20'GP	40'GP	40'HQ
2000	750	1550	1850



GPS-176

5 pieces/2200W mica heater
220V 50Hz
overheat protection
adjustable temperature control
With fall switch
1.7m rubber wire

Power(w)	20'GP	40'GP	40'HQ
2000	480	1000	1200



GPS-177

Graphene convection heating furnace
220V 50Hz
2200-2400w
overheat protection
adjustable temperature control
With fall switch
1.7m rubber wire

Power(w)	20'GP	40'GP	40'HQ
2400	285	610	710



GPS-178

1 piece/2200W whole mica heater
220V 50Hz
overheat protection
With fall switch
1.7m rubber wire

Power(w)	20'GP	40'GP	40'HQ
2200	280	590	700

Wall Mounted Heaters

GPS-179

FIXED PTC FAN HEATER
2 Power setting:1000W/2000W
3 settings: Fan/ Low/ High mode
12 hours Timer
Weekly program
LED display
Electronic thermostat(10-49°C)
With remote control
Over-heat protection Thermal Cut-Out with Automatic Reset
Thermal fuse
Electrical source indicator light
30 seconds time-lapse
Class II

POWER	20'GP	40'GP	40'HQ
2000W	1280	2680	3120



Wall Mounted Heaters



GPS-180

FIXED PTC FAN HEATER
 2 Power setting 1000W/2000W
 3 settings: Fan/ Low/ High mode
 12 hours Timer
 Weekly program
 LED display
 Electronic thermostat(10-49℃)
 With remote control
 Over-heat protection Thermal Cut-Out with Automatic Reset
 Thermal fuse
 Electrical source indicator light
 30 seconds time-lapse
 Class II

Power(w)	20'GP	40'GP	40'HQ
2000	1700	3700	4300



GPS-181

FIXED PTC FAN HEATER
 2 Power setting 1200W/2200W
 3 settings: Fan/ Low/ High mode
 12 hours Timer
 Weekly program
 LED display
 Electronic thermostat(10-35℃)
 With remote control
 Over-heat protection Thermal Cut-Out with Automatic Reset
 Thermal fuse
 Electrical source indicator light
 30 seconds time-lapse
 Class II
 IPX2

Power(w)	20'GP	40'GP	40'HQ
2200	1280	2680	3120



GPS-182

FIXED PTC FAN HEATER
 2 Power setting 1000W/2000W
 3 settings: Fan/ Low/ High mode
 12 hours Timer
 Weekly program
 LED display
 Electronic thermostat(10-49℃)
 With remote control
 Over-heat protection Thermal Cut-Out with Automatic Reset
 Thermal fuse
 Electrical source indicator light
 30 seconds time-lapse
 Class II

Power(w)	20'GP	40'GP	40'HQ
2000	2100	4140	4896



GPS-183

2 Power setting
 3 settings: Fan/ Low/ High mode
 12 hours Timer
 Weekly program
 LED display
 Electronic thermostat
 With remote control
 Over-heat protection
 IPX2 or IP22
 AC 220-240V 50Hz
 2000W

Power(w)	20'GP	40'GP	40'HQ
2000	2000	4300	5000



GPS-184

FIXED PTC FAN HEATER
 2 Power setting 1000W/2000W
 3 settings: Fan/ Low/ High mode
 12 hours Timer
 Weekly program
 LED display
 Electronic thermostat(10-49℃)
 With remote control
 Over-heat protection Thermal Cut-Out with Automatic Reset
 Thermal fuse
 Electrical source indicator light
 30 seconds time-lapse
 Class II

Power(w)	20'GP	40'GP	40'HQ
2000	1280	2680	3120



GPS-185

220-240V-50Hz 2000W
 2 heat settings:1000/2000W
 PTC Ceramic heating element
 Safety thermal cut-out
 Overheat protection
 Electronic adjustable thermostat control
 Automatic oscillating louvers
 8 hours timer
 Manual and remote control available
 LED display room temperature

Power(w)	20'GP	40'GP	40'HQ
2000	1400	2892	3208

Patio Heater

GPS-186

Voltage: 220-240v 50Hz
 3 Heating: 800/1200/2000W
 Pull chain control
 Heating element: Quartz
 Head angle adjust about 0-45 degree
 With tip-over switch
 IP24 waterproof
 adjustable height and angle

POWER	20'GP	40'GP	40'HQ
2000W	350	750	900



Patio Heater



GPS-187

2 power setting 750W/1500W
 IP24 waterproof
 Carbon fiber tube
 For balcony, terrace and winter garden
 C-wave technology
 Equal-zero-emission


Power(w)	20'GP	40'GP	40'HQ
1500	1284	2664	3124



GPS-188

2heating power: 600W/1200W
 Streamline design, refinement
 Carbon Fiber tubes special processed
 Can wall mounted and mounted on the tube For balcony, terrace and winter garden
 C-wave technology
 Equal-zero-emission
 IPX4 waterproof

Power(w)	20'GP	40'GP	40'HQ
1200	1136	2240	2580



GPS-189

Heating element: Carbon
 Out door/indoor use
 Power indicator light
 Wall mounted

Power (w)	20'GP	40'GP	40'HQ
1500/1800/2000	1050	2180	2560



GPS-190

3 heat settings
 Gold heating element
 Waterproof IP55
 Wall mounted or ceiling
 Remote control

Power(w)	20'GP	40'GP	40'HQ
1500/2000/3000	1532	3176	3724



GPS-191

2heating power: 400W/800W
 Streamline design, refinement
 Repeating rolling function
 1400W with Rolling OSC and 800W with Rolling OSC 2 levels Automatic tip-over protect
 Carbon Fiber tubes special processed
 Long and equably heating

Power(w)	20'GP	40'GP	40'HQ
800	1000	2120	2500



GPS-192

Height 67CM
 360 DEGREE HEATING
 Under table model Aluminium body
 1200W GOLDEN CARBON TUBE
 Tip-over Switch
 For balcony, terrace and winter garden
 C-wave technology
 Equal-zero-emission

Power(w)	20'GP	40'GP	40'HQ
1200	580	1250	1490

Patio Heater



GPS-193

3 heat settings: 500/1000/1500W
Carbon tube/Gold tube available
Tip over switch
Waterproof: IP34
With 24H timer
With remote control
With LED display

Power(w)	20°GP	40°GP	40°HQ
	1500	340	690 840



GPS-194

2 heating power: 600W/1200W
Streamline design, refinement
With OSC
Automatic tip-over protect
Carbon Fiber tubes special processed
Long and equably heating
For balcony, terrace and winter garden

Power(w)	20°GP	40°GP	40°HQ
	1200	410	825 980



GPS-198

Voltage: 220-240v 50Hz
3 Heating 800/1200/2000W
Pull chain control
Heating element: Quartz
Head angle adjust about 0-45 degree
With tip-over switch
IP24 waterproof
Adjustable height and angle

Power(w)	20°GP	40°GP	40°HQ
	2000	350	810 950



GPS-199

3 heat settings 500W/1000W/1500W
Heating Element: Carbon Fiber Tube
Overheat protection
With Tip-over switch
With Timer Setting
Adjustable height

Power(w)	20°GP	40°GP	40°HQ
	1500	290	610 720



GPS-200

3 heat settings 500W/1000W/1500W
Heating Element: Carbon Fiber Tube
Overheat protection
With Tip-over switch
With Timer Setting
Adjustable height

Power(w)	20°GP	40°GP	40°HQ
	1500	320	663 778



GPS-195

3 heat settings
Cover, size: 420x420mm
Heating element: Halogen tube
Out door/Indoor Use
Waterproof: IP34
Switch control
Ceiling

Power(w)	20°GP	40°GP	40°HQ
	2000	290	600 710



GPS-196

Gazebo heater with halogen lamp
230V 1500W
Instant heat infrared short wave lamp heater
Filament: halogen lamp
Function: ON/OFF switch
Heating area 2-3m²
Housing: Aluminum
Black color

Power(w)	20°GP	40°GP	40°HQ
	1500	510	1060 1240



GPS-197

Gazebo heater with halogen lamp
230V 2000W
Filament: halogen lamp
Instant heat infrared short wave lamp heater
Heating area 3-4m²
Safety function: Overheat protection
Function: Remote control ON/OFF
Housing: Aluminum
Color option Black or Silver color

Power(w)	20°GP	40°GP	40°HQ
	2000	350	725 850

Oil Heater

GPS-201

Adjustable thermostat
Over heating protection
Power indicator light

FINS	20°GP	40°GP	40°HQ
4	2080	4310	5060
5	1790	3715	4358
6	1588	3290	3860
7	1420	2940	3450

Oil Heater



GPS-202

3 heating settings
Adjustable thermostat
Over heating protection
Power indicator light

FINS	20°GP	40°GP	40°HQ
5	1850	3600	4220
7	1450	2700	3165
9	1200	2300	2750



GPS-203

Fins size: 120*500mm
3 heating settings
Adjustable thermostat
Over heating protection
Power indicator light

FINS	20°GP	40°GP	40°HQ
7	950	1900	2310
9	800	1600	1990
11	750	1500	1710



GPS-204

Fins size: 120*500mm
3 heating settings
Adjustable thermostat
Over heating protection
24 hours timer optional

FINS	20°GP	40°GP	40°HQ
7	900	1860	2220
9	780	1600	1990
11	670	1380	1640
13	600	1220	1440



GPS-205

Fins size: 120*580mm
3 heating settings
Adjustable thermostat
Over heating protection
Power indicator light

FINS	20°GP	40°GP	40°HQ
7	870	1800	2120
9	750	1560	1830
11	640	1330	1560
13	580	1150	1380



GPS-206

Fins size: 140*580mm
3 heating settings
Adjustable thermostat
Over heating protection
Power indicator light

FINS	20°GP	40°GP	40°HQ
7	790	1580	1850
9	630	1300	1520
11	530	1100	1230
13	470	960	1130



GPS-207

Fins size: 145*580mm
3 heating settings
Adjustable thermostat
Triple overheat protection system
Operation switches with indicator lights
Energy efficient and fast heat radiation

FINS	20°GP	40°GP	40°HQ
7	680	1410	1610
9	540	1130	1300
11	500	950	1090
13	420	880	1020

Halogen Heater



GPS-208

Fins size: 150*580mm
 3 heating settings
 Adjustable thermostat
 Over heating protection
 Power indicator light
 Tip-over switch is optional

FINS	20°GP	40°GP	40°HQ
7	630	1340	1550
9	530	1110	1290
11	450	950	1090
13	390	810	950



GPS-209

Fins size: 150*580mm
 3 heating settings
 Adjustable thermostat
 Over heating protection

FINS	20°GP	40°GP	40°HQ
7	700	1400	1670
9	600	1180	1390
11	500	1080	1270
13	400	950	1110



GPS-210

Fins size: 150*580mm
 3 heating settings
 Adjustable thermostat
 Over heating protection
 Option: 24 hours timer

FINS	20°GP	40°GP	40°HQ
7	700	1400	1670
9	600	1180	1390
11	500	1080	1270
13	400	950	1110



GPS-211

Fins size: 160*600mm
 3 heating settings
 Adjustable thermostat
 Over heating protection

FINS	20°GP	40°GP	40°HQ
7	630	1340	1550
9	530	1110	1290
11	450	950	1090
13	390	810	950

2 in 1 Fan&Heater

GPS-212

2 heat settings 1000/2000W
 2 speeds fan setting, max power 55W
 Overheat protection
 Safety fuse inside
 Power indicator
 Portable with handle(Leather)
 Tip over switch
 Fan speed around 5M
 Adjustable thermostat
 With oscillation
 Class II

POWER	20°GP	40°GP	40°HQ
2000W	1440	2940	3480



2 in 1 Fan&Heater

Towel Warmer



GPS-215

Material: Carbon steel with powder coated
 Power: 100W
 Voltage: 220-240V
 1M visible cable with VDE plug
 Free Standing
 Waterproof Switch ON/OFF

Power(w)	20'GP	40'GP	40'HQ
100	1370	2765	3200



GPS-216

Material: Aluminium
 Power: 150W
 Voltage: 220-240V
 1M visible cable with VDE plug
 Free Standing
 With timer: can set 2 or 4 hours for heating

Power(w)	20'GP	40'GP	40'HQ
150	1250	2550	3000



GPS-217

Material: Aluminium
 Power: 150W
 Voltage: 220-240V
 1M visible cable with VDE plug
 Free Standing
 With timer: can set 2 or 4 hours for heating

Power(w)	20'GP	40'GP	40'HQ
150	1250	2550	3000



GPS-213

Power: 1000W
 Carbon fiber tubes
 Wide angle oscillation
 Safety tip-over switch

Power(w)	20'GP	40'GP	40'HQ
1000	795	1714	2000



GPS-214

Power: 1200W
 Carbon fiber tubes
 Wide angle oscillation
 Safety tip-over switch

Power(w)	20'GP	40'GP	40'HQ
1200	1050	2200	2600



GPS-218

Material: Aluminium
 Power: 300W
 Voltage: 220-240V
 30 heating bars
 1M visible cable with VDE plug
 Free Standing & Foldable
 Waterproof Switch ON/OFF
 It can not sell to UK. It is excluded by UK customer.

Power(w)	20'GP	40'GP	40'HQ
300	250	510	590



GPS-219

Material: Aluminium
 Power: 220W
 Voltage: 220-240V
 1M visible cable with VDE plug
 Free Standing & Foldable
 Waterproof Switch ON/OFF

Power(w)	20'GP	40'GP	40'HQ
220	660	1320	1500

Mosquito Killer



Mosquito Killer



GPS-220

Voltage: 220-240V/50Hz
 Power: 1W
 Light source: 4pcs
 Material: ABS

Power(w)	20'GP	40'GP	40'HQ
1	26666	55238	63810



GPS-221

Input voltage: 230V
 Frequency: 40 Hz
 LED: SMD2835
 Power: 3W for 220V and 1W for 110V
 Product weight: 315g

Power(w)	20'GP	40'GP	40'HQ
3	8902	18441	21303



GPS-222

Power: 5W
 Grid voltage: 750V
 Material: ABS+PC
 LED: SMD2835
 Lumen: 70LM
 Battery capacity: 1800mAh

Power(w)	20'GP	40'GP	40'HQ
5	16703	34600	39969



GPS-223

1 Power: 5W
 Voltage: DC USB 5V/1A
 Mosquito lure bead: SMD2835*9pcs.
 Lighting LED: COB 3W
 Wavelength: 395nm
 Battery type: AA battery (not included)
 Grid voltage: 700V
 Lumen: 80LM
 Material: ABS+silicone

Power(w)	20'GP	40'GP	40'HQ
5	14783	30808	35589



GPS-224

Zapper power: 5W
 Lumen: 60LM
 LED: SMD2835 Input Voltage: 5V/1A
 Material: ABS-PC
 Solar panel spec: 4V/100mA
 Battery type: lithium battery-18650
 Battery: 1800mAh/1200mAh
 HV grid voltage: 800V

Power(w)	20'GP	40'GP	40'HQ
5	9306	19278	22269



GPS-225

Power: 5W
 Input: 110/230V, 50/60HZ
 Mosquito lure bead: SMD2835*18
 Wavelength: 395nm
 HV grid voltage: 1500V
 Product weight: 730g
 Fire-resistant material

Power(w)	20'GP	40'GP	40'HQ
5	2393	4957	5726

Power meter



Power Meter



GPS-226

Elec. Timer with 24Hr
Load: 16A/3680W
Setting time: 1 Min.
Operating Temperature: -10 ... +40°C
Accuracy: +/- 1 Min/Mon.
Backup-battery: NiMH 1.2V → 100hrs

Power(w)	20°GP	40°GP	40°HQ
0.5	29325	60745	69124



GPS-227

Elec. Timer with 24Hr
Load: 16A/3680W
Setting time: 1 Min.
Operating Temperature: -10 ... +40°C
Accuracy: +/- 1 Min/Mon.
Backup-battery: NiMH 1.2V → 100hrs

Power(w)	20°GP	40°GP	40°HQ
0.5	29325	60745	69124



GPS-228

Countdown Timer
Load: 16A/3680W
Setting time: 1,2,4,6,8,10 Hrs.
Operating Temperature: -10 ... +40°C
Accuracy: +/- 2 Min/Hou.
Power supply: 230V AC 50Hz

Power(w)	20°GP	40°GP	40°HQ
0.5	37105	76861	88788



GPS-229

Power meter with big LCD display
Measure current accuracy: +/- 2%
Measure power accuracy: +/- 2%
Battery: 3.6V Ni-MH,
Rechargeable battery
Power supply: 230V AC 50Hz
Max. load: 16A, 3680W
Current: 0.0A—16.0A
Price: 0.00€/KWH—99.99€/KWH

Power(w)	20°GP	40°GP	40°HQ
0.5	22148	45878	52997



GPS-230

Power meter with backlight (or without)
Measure Voltages accuracy: ±2%
Measure Power accuracy: ±2%
Power supply: 230V—50HZ
Max. load: 16A, 3680W
Cost: 0-9999€
Price: 0.00€/KWH—99.99€/KWH

Power(w)	20°GP	40°GP	40°HQ
0.5	24343	50424	57379



GPS-231

Power meter with backlight
Column data showing
Measure Voltages accuracy: ±2%
Measure Power accuracy: ±2%
Power supply: 230V—50HZ
Max. load: 16A, 3680W
Cost: 0-9999€
Price: 0.00€/KWH—99.99€/KWH

Power(w)	20°GP	40°GP	40°HQ
0.5	24342	50424	57379



GPS-232

Power meter with small LCD display
 Measure Voltages accuracy: ±2%
 Measure Power accuracy: ±2%
 Power supply: 230V~, 50HZ
 Max. load: 16A, 3680W
 Cost: 0.9999€
 Price: 0.00€/KWH-99.99€/KWH

Power(w)	20'GP	40'GP	40'HQ
0.5	39872	82592	95408



GPS-233

Power meter with big LCD display
 Measure current accuracy: +/-2%
 Measure power accuracy: +/-2%
 Battery: 3.6V NI-MH,
 Rechargeable battery
 Power supply: 230V AC 50Hz
 Max. load: 16A, 3680W
 Current: 0.0A-16.0A
 Price: 0.00€/KWH-99.99€/KWH

Power(w)	20'GP	40'GP	40'HQ
0.5	27100	56150	63900



GPS-236

remote control WHITE indoor
 3 plug-in Schuko sockets, 1 remote control Learning model
 PC material. Blue LED indicate light. Gray button
 Receiver:
 Voltage: 230Vac/50Hz
 Rating: 16A /3680W Max
 Remote Frequency: 433.92MHz
 Remote Range: 30M
 Transmitter:
 Remote Frequency: 433.92MHz
 Remote Range: 30M
 Battery Type: 2 * LR44

Power(w)	20'GP	40'GP	40'HQ
0.3	25425	52667	61748



GPS-234

Voltage Protector
 VOLTAGE:
 DELAY TIME: 5-6 Minutes
 POWER:
 VOLTAGE PROTECT RANGE: 170V-260V

Power(w)	20'GP	40'GP	40'HQ
0.5	37105	76861	88788



GPS-235

Photocell countdown timer
 Working Power: 230VAC /50Hz
 Working Current: 16A max
 Brightness Setting Range: 0-99
 Built-in Battery: 3.6V
 Working Temperature: -10°C-40°C

Power(w)	20'GP	40'GP	40'HQ
0.5	39872	82592	96830



GPS-237

Fixed code model
 PC material. Blue LED indicate light. Gray button
 Receiver:
 Voltage: 230Vac/60Hz
 Rating: 16A /3680W Max
 Remote Frequency: 433.92MHz Remote Range: 30M
 Transmitter:
 Remote Frequency: 433.92MHz Remote Range: 30M
 Battery Type: 1 * A23 12V

Power(w)	20'GP	40'GP	40'HQ
0.3	28231	58479	68562