

Kitchen Robots Catalog





Food mixer

GPS-01



Parameter

- Description: Stand mixer
- Model no.: GPS-01
- ETL version: 650W Powerful motor (110-120V AC, 60Hz)
- CB version: 1500W Powerful motor (220-240V AC, 50/60Hz)
- CE version: 2200W Powerful motor (220-240V AC, 50/60Hz)
- Product dimension: L47.2 X W27.2 X H38.0 CM
- Gift box dimension: L50.0 X W30.4 X H45.8 CM
- N.W.: 7.2 Kgs G.W.: 10 Kgs
- Mixing blade and dough hook are made of aluminum alloy
- Moading quantity: 20GP/612PCS 40GP/1226PCS 40HQ/1480PCS
- Standard accessories: Mixing bowl Dough hook Mixing blade Egg whisk Bowl lid
- WIFI is optional
- Planetary mixing action
- Tilting head mechanism with safety switch
- strong ABS plastic housing with injection color
- Overheating protection
- 10 L stainless steel mixing bowl
- Egg whisk made of POM and stainless steel type 304
- Non-slip rubber feet
- One touch control + 10 speeds + Pulse function + LCD display



tuya[®]



Food mixer

GPS-02



Dough hook Egg whisk Mixer blade



Parameter

- Description: Stand mixer
- Model no.: GPS-02
- ETL version: 650W powerful motor (110-120V AC, 60Hz)
- CB version: 800W powerful motor (220-240V AC, 50/60Hz)
- CE version: 1300W powerful motor (220-240V AC, 50/60Hz)
- Product dimension: L35.6 X W21.5 X H31.2 CM
- Gift box dimension: L40.6 X W25.0 X H37.5 CM
- N.W.: 3.7 Kgs G.W.: 4.57 Kgs
- Mixing blade and dough hook are made of aluminum alloy
- Loading quantity:
20GP/700PCS 40GP/1405PCS 40HQ/1800PCS
- Standard accessories: Mixing bowl Dough hook Mixing blade Egg whisk
- WIFI is optional
- One touch control
- Digital display with timer and auto function
- Planetary mixing action
- Tilting head mechanism with safety switch
- Strong ABS plastic housing with injection color
- 6 speeds rotary control with pulse function
- 5.0L stainless steel mixing bowl
- Egg whisk made of POM and stainless steel type 304
- Non-slip rubber feet
- Overheating protection





Food mixer

GPS-03



Parameter

- Description: Stand mixer
- Model no.: GPS-03
- ETL version: 500W Powerful motor (110-120V AC, 60Hz)
- CB version: 800W Powerful motor (220-240V AC, 50/60Hz)
- CE version: 1500W Powerful motor (220-240V AC, 50/60Hz)
- Product dimension: L37.3 x W23.4 x H33.4 CM
- Gift box dimension: L45.0 x W28.0 x H43.0 CM
- N.W.: 4.95Kgs G.W.: 5.8Kgs
- Mixing blade and dough hook are made of aluminum alloy
- Loading quantity: 20GP/660PCS 40GP/1350PCS 40HQ/1680PCS
- Standard accessories: Mixing bowl Dough hook Mixing blade Egg whisk
- Planetary mixing action
- Tilting head mechanism with safety switch
- Strong ABS plastic housing with injection color
- 6 speeds rotary control with pulse function with LED light
- 6.0L stainless steel mixing bowl
- Egg whisk made of POM and stainless steel type 304
- Non-slip rubber feet
- Overheating protection



tuya[®]



Food mixer

GPS-04



Parameter

- Description: Stand mixer
- Model no.: GPS-04
- ETL version: 650W Powerful motor (110-120V AC, 60Hz)
- CB version: 800W Powerful motor (220-240V AC, 50/60Hz)
- CE version: 1600W Powerful motor (220-240V AC, 50/60Hz)
- Product dimension: L40.5 X W23.7 X H31.9 CM
- Gift box dimension: L43.8 X W25.8 X H43.3 CM
- N.W.: 9 Kgs G.W.: 11 Kgs
- Mixing blade and dough hook are made of aluminum alloy
- Moading quantity: 20GP/612PCS 40GP/1226PCS 40HQ/1480PCS
- Standard accessories: Mixing bowl Dough hook Mixing blade Egg whisk Bowl lid
- WIFI is optional
- Planetary mixing action
- Tilting head mechanism with safety switch
- Die casting housing(aluminum alloy)
- Overheating protection
- 6.5L stainless steel mixing bowl
- Egg whisk is made of SUS304 and aluminum alloy
- Non-slip rubber feet
- 9 speeds power levels+Pulse lveel with shiny knob display





Food mixer

GPS-05



Parameter

- Description: Stand mixer
- Model no.: GPS-05
- ETL version: 500W Powerful motor (110-120V AC, 60Hz)
- CB version: 800W Powerful motor (220-240V AC, 50/60Hz)
- CE version: 1500W Powerful motor (220-240V AC, 50/60Hz) bowl
- Product dimension: L37.5X W22.5 X H33.8 CM
- Gift box dimension: L43.3 X W26.3 X H37.2 CM
- N.W.: 4.5 Kgs G.W.: 5.5 Kgs
- Mixing blade and dough hook are made of aluminum alloy
- Loading quantity: 20GP/700PCS 40GP/1405PCS 40HQ/1800PCS
- Standard accessories: Mixing bowl Dough hook Mixing blade Egg whisk
- With LED light decoration
- Planetary mixing action
- Tilting head mechanism with safety switch
- Strong ABS plastic housing with injection color
- 6 speeds rotary control with pulse function
- 5.0L stainless steel mixing
- Egg whisk made of POM and stainless steel type 304
- Non-slip rubber feet
- Overheating protection





Food mixer

GPS-06



Dough hook

Egg whisk

Mixer blade

Parameter

- Description: Stand mixer
- Model no.: GPS-06
- ETL version: 250W Powerful motor (110-120V AC, 60Hz)
- CB version: 300W Powerful motor (220-240V AC, 50/60Hz)
- CE version: 800W Powerful motor (220-240V AC, 50/60Hz)
- Product dimension: L31.1 X W19.6 X H26.1 CM
- N.W.: 2.7 Kgs G.W.: 3.2 Kgs
- Mixing blade and dough hook are made of aluminum alloy
- Loading quantity: 20GP/1300PCS 40GP/2550PCS 40HQ/3000PCS
- Standard accessories: Mixing bowl Dough hook Mixing blade Egg whisk
- Planetary mixing action
- Tilting head mechanism with safety switch
- Strong ABS plastic housing with injection color
- 6 speeds rotary control with pulse function
- 3.5L stainless steel mixing bowl
- Egg whisk made of POM and stainless steel type 304
- Non-slip rubber feet
- Overheating protection





Food mixer

GPS-07



Dough hook



Egg whisk



Mixer blade



Parameter

- Description: Stand mixer
- Model no.: GPS-07
- ETL version: 250W Powerful motor (110-120V AC, 60Hz)
- CB version: 300W Powerful motor (220-240V AC, 50/60Hz)
- CE version: 800W Powerful motor (220-240V AC, 50/60Hz) bowl
- Product dimension: L31.1 X W19.8 X H26.0 CM
- Gift box dimension: L32.0 X W22.0 X H29.0 CM
- N.W.:2.7 Kgs G.W.:3.2 Kgs
- Mixing blade and dough hook are made of aluminum alloy
- Loading quantity:20GP/1300PCS 40GP/2550PCS 40HQ/3000PCS
- Standard accessories:Mixing bowl| Dough hook | Mixing blade | Egg whisk
- Planetary mixing action
- Tilting head mechanism with safety switch
- Strong ABS plastic housing with injection color
- 6 speeds rotary control with pulse function
- 3.5L stainless steel mixing
- Egg whisk made of POM and stainless steel type 304
- Non-slip rubber feet
- Overheating protection





Food mixer

GPS-08 (4L/5L)



Parameter

- Description: Stand mixer
- Model no.: GPS-08 (4L/5L)
- ETL version: 300W Powerful motor (110-120V AC, 60Hz)
- CB version: 500W Powerful motor (220-240V AC, 50/60Hz)
- CE version: 1000W Powerful motor (220-240V AC, 50/60Hz)
- Product dimension: L30.1 X W21.4 X H26.3 CM
- Gift box dimension: L36.0 X W26.0 X H30.5 CM
- N.W.: 3 Kgs G.W.: 3.7 Kgs
- Mixing blade and dough hook are made of aluminum alloy
- Loading quantity: 20GP/1035PCS 40GP/2090PCS 40HQ/2440PCS
- Standard accessories: Mixing bowl Dough hook Mixing blade Egg whisk
- Planetary mixing action
- Tilting head mechanism with safety switch
- Strong ABS plastic housing with injection color
- 6 speeds rotary control with pulse function
- 4.0L/5.0L stainless steel mixing bowl
- Egg whisk made of POM and stainless steel type 304
- Non-slip rubber feet
- Overheating protection





Food mixer

GPS-09 (4L/5L)



Parameter

- Description: Stand mixer
- Model no.: GPS-09 (4L/5L)
- ETL version: 400W Powerful motor (110-120V AC, 60Hz)
- CB version: 700W Powerful motor (220-240V AC, 50/60Hz)
- CE version: 1200W Powerful motor (220-240V AC, 50/60Hz) bowl
- Product dimension: L30.1 X W21.4 X H26.3 CM
- Gift box dimension: L36.0 X W26.0 X H30.5 CM
- N.W.: 3.5 Kgs G.W.: 4.3 Kgs
- Mixing blade and dough hook are made of aluminum alloy
- Loading quantity: 20GP/960PCS 40GP/1980PCS 40HQ/2250PCS
- Standard accessories: Mixing bowl Dough hook Mixing blade Egg whisk
- Planetary mixing action
- Tilting head mechanism with safety switch
- Strong ABS plastic housing with injection color
- 6 speeds rotary control with pulse function
- 4.0L/5.0L stainless steel mixing bowl
- Egg whisk made of POM and stainless steel type 304
- Non-slip rubber feet
- Overheating protection





Food mixer

GPS-10



Parameter

- Description: Stand mixer
- Model no.: GPS-10
- ETL version: 500W Powerful motor (110-120V AC, 60Hz)
- CB version: 700W Powerful motor (220-240V AC, 50/60Hz)
- CE version: 1200W Powerful motor (220-240V AC, 50/60Hz)
- Product dimension: L38.5X W23.0 X H32.4 CM
- Gift box dimension: L40.6 X W25.0 X H37.5 CM
- N.W.: 6.0 Kgs G.W.: 7.5 Kgs
- Mixing blade and dough hook are made of aluminum alloy
- Loading quantity: 20GP/960PCS 40GP/1980PCS 40HQ/2250PCS
- Standard accessories: Mixing bowl Dough hook Mixing blade Egg whisk Bowl lid Meat grinder Sausage maker Blender
- Planetary mixing action
- Tilting head mechanism with safety switch
- Strong ABS plastic housing with injection color
- 6 speeds rotary control with pulse function
- 4.0L/5.0L stainless steel mixing bowl
- Egg whisk made of POM and stainless steel type 304
- Non-slip rubber feet
- Overheating protection





Food mixer


GPS-11 (4L/5L)



Dough hook

Egg whisk

Mixer blade



Dough hook

Egg whisk

Mixer blade



Parameter

- Description: Stand mixer
- Model no.: GPS-11 (4L/5L)
- ETL version: 400W Powerful motor (110-120V AC, 60Hz)
- CB version: 700W Powerful motor (220-240V AC, 50/60Hz)
- CE version: 1200W Powerful motor (220-240V AC, 50/60Hz)
- Product dimension: L30.1 X W21.4 X H26.3 CM
- Gift box dimension: L36.0 X W26.0 X H30.5 CM
- N.W.: 3.5 Kgs G.W.: 4.3 Kgs
- Mixing blade and dough hook are made of aluminum alloy
- Loading quantity: 20GP/960PCS 40GP/1980PCS 40HQ/2250PCS
- Standard accessories: Mixing bowl Dough hook Mixing blade Egg whisk
- Planetary mixing action
- Tilting head mechanism with safety switch
- Strong ABS plastic housing with injection color
- 6 speeds rotary control with pulse function
- 4.0L/5.0L stainless steel mixing bowl
- Egg whisk made of POM and stainless steel type 304
- Non-slip rubber feet
- Overheating protection





Food mixer

GPS-12 (4L/5L)



Parameter

- Description: Stand mixer
- Model no.: GPS-12 (4L/5L)
- ETL version: 500W Powerful motor (110-120V AC, 60Hz)
- CB version: 800W Powerful motor (220-240V AC, 50/60Hz)
- CE version: 1300W Powerful motor (220-240V AC, 50/60Hz)
- Product dimension: L33.5 X W23.7 X H30.6 CM
- Gift box dimension: L36.0 X W26.0 X H33.0 CM
- N.W.: 3.95 Kgs | G.W.: 4.8 Kgs
- Mixing blade and dough hook are made of aluminum alloy
- Loading quantity: 20GP/970PCS 40GP/1918PCS 40HQ/2235PCS
- Standard accessories: Mixing bowl Dough hook Mixing blade Egg whisk
- Planetary mixing action
- Tilting head mechanism with safety switch
- Strong ABS plastic housing with injection color
- 6 speeds rotary control with pulse function
- 4.0L/5.0L stainless steel mixing bowl
- Egg whisk made of POM and stainless steel type 304
- Non-slip rubber feet
- Overheating protection






Food mixer

GPS-13(4L/5L)



Parameter

- Description: Stand mixer
- Model no.: GPS-13 (4L/5L)
- ETL version: 500W Powerful motor (110-120V AC, 60Hz) color
- CB version: 800W Powerful motor (220-240V AC, 50/60Hz)
- CE version: 1300W Powerful motor (220-240V AC, 50/60Hz)
- Product dimension: L36.3 X W25.4 X H29.9 CM
- Gift box dimension: L40.6 X W25.0 X H37.5 CM
- N.W.: 4.11 Kgs G.W.: 4.85 Kgs
- Mixing blade and dough hook are made of aluminum alloy
- Loading quantity: 20GP/802PCS 40GP/1592PCS 40HQ/1856PCS
- Standard accessories: Mixing bowl Dough hook Mixer blade Egg whisk
- Planetary mixing action
- Tilting head mechanism with safety switch
- Strong ABS plastic housing with injection
- 6 speeds rotary control with pulse function
- 4.0L/5.0L stainless steel mixing bowl
- Egg whisk made of POM and stainless steel type 304
- Non-slip rubber feet
- Overheating protection





Food mixer

GPS-14 (4L/5L)



Dough hook Egg whisk Mixer blade



Dough hook Egg whisk Mixer blade



Parameter

- Description: Stand mixer
- Model no.: GPS-14 (4L/5L)
- ETL version: 500W Powerful motor (110-120V AC, 60Hz)
- CB version: 800W Powerful motor (220-240V AC, 50/60Hz)
- CE version: 1300W Powerful motor (220-240V AC, 50/60Hz)
- Product dimension: L36.2 X W23.0 X H30.2 CM
- Gift box dimension: L39.8 X W25.8 X H33.2 CM
- N.W.: 3.9 Kgs G.W.: 4.5 Kgs
- Mixing blade and dough hook are made of aluminum alloy
- Loading quantity: 20GP/880PCS 40GP/1760PCS 40HQ/2052PCS
- Standard accessories: Mixing bowl Dough hook Mixing blade Egg whisk
- Planetary mixing action
- Tilting head mechanism with safety switch
- Strong ABS plastic housing with injection color
- 6 speeds rotary control with pulse function
- 4.0L/5.0L stainless steel mixing bowl
- Egg whisk made of POM and stainless steel type 304
- Non-slip rubber feet
- Overheating protection





Food mixer

GPS-15 (4L/5L)



Dough hook

Egg whisk

Mixer blade



Mixer blade

Egg whisk

Dough hook



Parameter

- Description: Stand mixer
- Model no.: GPS-15 (4L/5L)
- ETL version: 500W Powerful motor (110-120V AC, 60Hz)
- CB version: 800W Powerful motor (220-240V AC, 50/60Hz)
- CE version: 1300W Powerful motor (220-240V AC, 50/60Hz)
- Product dimension: L40.0 X W23.0 X H54.3 CM
- Gift box dimension: L53.0 X W25.8 X H33.2 CM
- N.W.: 5.85 Kgs G.W.: 6.58 Kgs
- Mixing blade and dough hook are made of aluminum alloy
- Loading quantity: 20GP/660PCS 40GP/1321PCS 40HQ/1541PCS
- Standard accessories: Mixing bowl Dough hook Mixing blade Egg whisk Blender
- Planetary mixing action
- Tilting head mechanism with safety switch
- Strong ABS plastic housing with injection color
- 6 speeds rotary control with pulse function
- 4.0L/5.0L stainless steel mixing bowl
- Egg whisk made of POM and stainless steel type 304
- Non-slip rubber feet
- Overheating protection





Food mixer

GPS-16



Parameter

- Description: Stand mixer
- Model no.: GPS-16
- ETL version: 500W Powerful motor (110-120V AC, 60Hz)
- CB version: 800W Powerful motor (220-240V AC, 50/60Hz)
- CE version: 1300W Powerful motor (220-240V AC, 50/60Hz)
- Product dimension: L38.5X W23.0 X H32.4 CM
- Gift box dimension: L40.6 X W25.0 X H37.5 CM
- N.W.: 3.75 Kgs G.W.: 4.57 Kgs
- Mixing blade and dough hook are made of aluminum alloy
- Loading quantity: 20GP/700PCS 40GP/1405PCS 40HQ/1800PCS
- Standard accessories: Mixing bowl Dough hook Mixing blade Egg whisk
- Planetary mixing action
- Tilting head mechanism with safety switch
- Strong ABS plastic housing with injection color
- 6 speeds rotary control with pulse function
- 5.0L stainless steel mixing bowl
- Egg whisk made of POM and stainless steel type 304
- Non-slip rubber feet
- Overheating protection





Food mixer

GPS-17



Mixer blade



Egg whisk



Dough hook

Parameter

- Description: Stand mixer
- Model no.: GPS-17
- ETL version: 500W Powerful motor (110-120V AC, 60Hz)
- CB version: 800W Powerful motor (220-240V AC, 50/60Hz)
- CE version: 1300W Powerful motor (220-240V AC, 50/60Hz)
- Product dimension: L51.1 X W23.1 X H39.0 CM
- Gift box dimension: L57.5 X W25.0 X H44.5 CM
- N.W.: 7 Kgs G.W.: 8.2 Kgs
- Mixing blade and dough hook are made of aluminum alloy
- Loading quantity: 20GP/485PCS 40GP/955PCS 40HQ/1130PCS
- Planetary mixing action
- Tilting head mechanism with safety switch
- Strong ABS plastic housing with injection color
- 6 speeds rotary control with pulse function
- 5.0L stainless steel mixing bowl
- Egg whisk made of POM and stainless steel type 304
- Non-slip rubber feet
- Overheating protection

Standard accessories: Mixing bowl Dough hook Mixing blade Egg whisk Blender Meat grinder Sausage maker





Food mixer

GPS-18



Dough hook

Egg whisk

Mixer blade

Parameter

- Description: Stand mixer
- Model no.: GPS-18
- ETL version: 500W Powerful motor (110-120V AC, 60Hz)
- CB version: 800W Powerful motor (220-240V AC, 50/60Hz)
- CE version: 1300W Powerful motor (220-240V AC, 50/60Hz)
- Product dimension: L38.1 X W24.0 X H34.0 CM
- Gift box dimension: L43.8 X W25.8 X H37.2 CM
- N.W.: 4.95 Kgs G.W.: 5.8 Kgs
- Mixing blade and dough hook are made of aluminum alloy
- Loading quantity: 20GP/720PCS 40GP/1450PCS 40HQ/1690PCS
- Standard accessories: Mixing bowl Dough hook Mixing blade Egg whisk Bowl lid
- Planetary mixing action
- Tilting head mechanism with safety switch
- Strong ABS plastic housing with spray color
- 10 stepless speed with LED light
- 5.0L stainless steel mixing bowl
- Egg whisk made of POM and stainless steel type 304
- Non-slip rubber feet
- Overheating protection





Food mixer

GPS-19



Dough hook



Egg whisk



Mixer blade



Parameter

- Description: Stand mixer
- Model no.: GPS-19
- ETL version: 500W Powerful motor (110-120V AC, 60Hz)
- CB version: 800W Powerful motor (220-240V AC, 50/60Hz)
- CE version: 1300W Powerful motor (220-240V AC, 50/60Hz)
- Product dimension: L51.1 X W23.1 X H39.0 CM
- Gift box dimension: L54.8 X W25.8 X H40.8 CM
- N.W.: 8.3 Kgs G.W.: 9.3 Kgs
- Mixing blade and dough hook are made of aluminum alloy
- Loading quantity: 20GP/520PCS 40GP/1040PCS 40HQ/1215PCS
- Standard accessories: Mixing bowl Dough hook Mixing blade Egg whisk Bowl lid Meat grinder Sausage maker Blender
- Planetary mixing action
- Tilting head mechanism with safety switch
- Strong ABS plastic housing with spray color
- 10 stepless speed with LED light
- 5.0L stainless steel mixing bowl
- Egg whisk made of POM and stainless steel type 304
- Non-slip rubber feet
- Overheating protection





Food mixer

GPS-20



Parameter

- Description: Stand mixer
- Model no.: GPS-20
- ETL version: 500W Powerful motor (110-120V AC, 60Hz)
- CB version: 800W Powerful motor (220-240V AC, 50/60Hz)
- CE version: 1300W Powerful motor (220-240V AC, 50/60Hz)
- Product dimension: L37.0 X W23.7 X H33.6CM
- Gift box dimension: L45.0 X W28.0 X H43.0CM
- N.W.: 4.95 Kgs G.W.: 5.8 Kgs
- Mixing blade and dough hook are made of aluminum alloy
- Loading quantity: 20GP/660PCS 40GP/1350PCS 40HQ/1680PCS
- Standard accessories: Mixing bowl Dough hook Mixing blade Egg whisk Bowl lid
- Planetary mixing action
- Tilting head mechanism with safety switch
- Strong ABS plastic housing with injection color
- 6 Speeds with Pulse function and LCD timer
- 5.0L stainless steel mixing
- Egg whisk made of POM and stainless steel type 304
- Non-slip rubber feet
- Overheating protection





Food mixer

GPS-21



Parameter

- Description: Stand mixer
- Model no.: GPS-21
- ETL version: 500W Powerful motor (110-120V AC, 60Hz)
- CB version: 800W Powerful motor (220-240V AC, 50/60Hz)
- CE version: 1300W Powerful motor (220-240V AC, 50/60Hz)
- Product dimension: L38.5 X W23.0 X H32.4 CM
- Gift box dimension: L40.6 X W25.0 X H37.5 CM
- N.W.: 3.75 Kgs G.W.: 4.57 Kgs
- Mixing blade and dough hook are made of aluminum alloy
- Loading quantity: 20GP/700PCS 40GP/1405PCS 40HQ/1800PCS
- Standard accessories: Mixing bowl Dough hook Mixing blade Egg whisk
- Planetary mixing action
- Tilting head mechanism with safety switch
- Strong ABS plastic housing with injection color
- 6 speeds rotary control with pulse function
- 5.0L stainless steel mixing bowl
- Egg whisk made of POM and stainless steel type 304
- Non-slip rubber feet
- Overheating protection





Food mixer

GPS-22



Parameter

- Description: Stand mixer
- Model no.: GPS-22
- ETL version: 500W Powerful motor (110-120V AC, 60Hz)
- CB version: 800W Powerful motor (220-240V AC, 50/60Hz)
- CE version: 1300W Powerful motor (220-240V AC, 50/60Hz)
- Product dimension: 151.1 X W23.1 X H39.0 CM
- Gift box dimension: L57.5 X W25.0 X H44.5 CM
- N.W.: 7.00 Kgs G.W.: 8.20 Kgs
- Mixing blade and dough hook are made of aluminum alloy
- Loading quantity: 20GP/485PCS 40GP/955PCS 40HQ/1130PCS
- Standard accessories: Mixing bowl Dough hook Mixing blade Egg whisk
- Planetary mixing action
- Tilting head mechanism with safety switch
- Strong ABS plastic housing with injection color
- 6 speeds rotary control with pulse function
- 5.0L stainless steel mixing bowl
- Egg whisk made of POM and stainless steel type 304
- Non-slip rubber feet
- Overheating protection





Food mixer

GPS-23



Parameter

- Description: Stand mixer
- Model no.: GPS-23
- ETL version: 650W Powerful motor (110-120V AC, 60Hz)
- CB version: 1300W Powerful motor (220-240V AC, 50/60Hz) function
- CE version: 1800W Powerful motor (220-240V AC, 50/60Hz)
- Product dimension: L40.3 x W23.9 x H40.3 CM
- Gift box dimension: L43.0 x W27.0 x H43.0 CM
- N.W.: 5.22 Kgs G.W.: 6.22 Kgs
- Mixing blade and dough hook are made of aluminum alloy
- Loading quantity: 20GP/620PCS 40GP/1110PCS 40HQ/1675PCS
- Standard accessories: Mixing bowl Dough hook Mixing blade Egg whisk Bowl lid
- With LED light decoration
- Planetary mixing action
- Tilting head mechanism with safety switch
- Strong ABS plastic housing with spray color
- 6 speeds rotary control with pulse
- 7.0L stainless steel mixing bowl
- Egg whisk made of POM and stainless steel type 304
- Non-slip rubber feet
- Overheating protection





Food mixer

GPS-24



Dough hook

Egg whisk

Mixer blade

Parameter

- Description: Stand mixer
- Model no.: GPS-24
- ETL version: 650W Powerful motor (110-120V AC, 60Hz)
- CB version: 1200W Powerful motor (220-240V AC, 50/60Hz)
- CE version: 1800W Powerful motor (220-240V AC, 50/60Hz)
- Product dimension: L40.4 x W24.7 x H35.8 CM
- Gift box dimension: L49.0 x W28.5 x H49.5 CM
- N.W.: 5.92 Kgs G.W.: 6.8 Kgs
- Mixing blade and dough hook are made of aluminum alloy
- Loading quantity: 20GP/580PCS 40GP/1160PCS 40HQ/1212PCS
- Standard accessories: Mixing bowl Dough hook Mixing blade Egg whisk Bowl lid
- Planetary mixing action
- Tilting head mechanism with safety switch
- Strong ABS plastic housing with injection color
- 6 speeds rotary control with pulse function
- 8.0L stainless steel mixing bowl
- Egg whisk made of POM and stainless steel type 304
- Non-slip rubber feet
- Overheating protection





Food mixer

GPS-25



Parameter

- Description: Stand mixer
- Model no.: GPS-25
- ETL version: 650W Powerful motor (110-120V AC, 60Hz)
- CB version: 1200W Powerful motor (220-240V AC, 50/60Hz)
- CE version: 1800W Powerful motor (220-240V AC, 50/60Hz)
- Product dimension: L40.8 X W24.7 X H35.3 CM
- N.W.: 6.2 Kgs G.W.: 6.95 Kgs
- Gift box dimension: L46.8 X W28.5 X H40.0 CM
- Mixing blade and dough hook are made of aluminum alloy
- Loading quantity: 20GP/524PCS 40GP/1086PCS 40HQ/1273PCS
- Standard accessories: Mixing bowl Dough hook Mixing blade Egg whisk Bowl lid
- Planetary mixing action
- Tilting head mechanism with safety switch
- Strong ABS plastic housing with injection color
- 6 speeds rotary control with pulse function
- 8.0L stainless steel mixing bowl
- Egg whisk made of POM and stainless steel type 304
- Non-slip rubber feet
- Overheating protection





Food mixer

GPS-26 (4L/5L)



Parameter

- DeScription: Stand mixer
- Model no.: GPS-26 (4L/5L)
- ETL version: 650W Powerful motor (110-120V AC, 60Hz)
- CB version: 800W Powerful motor (220-240V AC, 50/60Hz)
- CE version: 1300W Powerful motor (220-240V AC, 50/60Hz)
- Product dimension: L34.9 X W18.3 X H32.5 CM
- Gift box dimension: L40.5 X W25.0 X H37.0 CM
- N.W.: 7 Kgs G.W.: 8 Kgs
- Mixing blade and dough hook are made of aluminum alloy
- Loading quantity: 20GP/700PCS 40GP/1405PCS 40HQ/1800PCS
- Standard accessories: Mixing bowl Dough hook Mixing blade Egg whisk Bowl lid
- Planetary mixing action
- Tilting head mechanism with safety switch
- Strong die casting housing(Aluminum alloy)
- 6 speeds rotary control with pulse function
- 4.0L/5.0L stainless steel mixing bowl
- Egg whisk made of POM and stainless steel type 304
- Non-slip rubber feet
- Overheating protection





Food mixer

GPS-27 (5L/6.5L)



Dough hook

Egg whisk

Mixer blade

Parameter

- Description: Stand mixer
- Model no.: GPS-27 (5L/6.5L)
- ETL version: 650W Powerful motor (110-120V AC, 60Hz)
- CB version: 1300W Powerful motor (220-240V AC, 50/60Hz)
- CE version: 2000W Powerful motor (220-240V AC, 50/60Hz)
- Product dimension: L36.8 X W22.7 X H35.0 CM
- Gift box dimension: L43.8 X W25.8 X H40.0 CM
- N.W.: 6.3 Kgs G.W.: 7 Kgs
- Mixing blade and dough hook are made of aluminum alloy
- Loading quantity: 20GP/670PCS 40GP/1345PCS 40HQ/1590PCS
- Standard accessories: Mixing bowl Dough hook Mixer blade Egg whisk Bowl lid
- Planetary mixing action
- Tilting head mechanism with safety switch
- Strong ABS plastic housing with spray color
- 6 speeds rotary control with pulse function
- 5.0L glass bowl / 6.5L stainless steel mixing bowl
- Egg whisk made of POM and stainless steel type 304
- Non-slip rubber feet
- Overheating protection





Food mixer

GPS-28 (5L/6.5L)



Mixer blade



Egg whisk



Dough hook

Parameter

- Description: Stand mixer
- Model no.: GPS-28 (5L/6.5L)
- ETL version: 650W Powerful motor (110-120V AC, 60Hz)
- CB version: 1300W Powerful motor (220-240V AC, 50/60Hz)
- CE version: 2000W Powerful motor (220-240V AC, 50/60Hz)
- Product dimension: L51.1 X W23.1 X H39.4 CM
- Gift box dimension: L58.5 X W25.8 X H49.8 CM
- N.W.: 9.8 Kgs G.W.: 11.5 Kgs
- Mixing blade and dough hook are made of aluminum alloy
- Loading quantity: 20GP/410PCS 40GP/820PCS 40HQ/970PCS
- Standard accessories: Mixing bowl Dough hook Mixing blade Egg whisk Bowl lid Meat grinder Sausage maker Blender
- Planetary mixing action
- Tilting head mechanism with safety switch
- Strong ABS plastic housing with spray color
- 6 speeds rotary control with Pulse function
- 5.0L glass bowl / 6.5L stainless steel mixing bowl
- Egg whisk made of POM and stainless steel type 304
- Non-slip rubber feet
- Overheating protection





Food mixer

GPS-29 (5L/6.5L)



Dough hook

Egg whisk

Mixer blade

Parameter

- Description: Stand mixer
- Model no.: GPS-29 (5L/6.5L)
- ETL version: 650W Powerful motor (110-120V AC, 60Hz)
- CB version: 1300W Powerful motor (220-240V AC, 50/60Hz)
- CE version: 2000W Powerful motor (220-240V AC, 50/60Hz)
- Product dimension: L37.7 X W23.1 X H37.9 CM
- Gift box dimension: L43.8 X W25.8 X H43.3 CM
- N.W.: 6.5 Kgs G.W.: 7.5 Kgs
- Mixing blade and dough hook are made of aluminum alloy
- Loading quantity: 20GP:612PCS 40GP:1226PCS 40HQ:1480PCS
- Standard accessories: Mixing bowl Dough hook Mixing blade Egg whisk Bowl lid
- Planetary mixing action
- Tilting head mechanism with safety switch
- Strong ABS plastic housing with spray color
- 6 speeds rotary control with pulse function
- 5.0L/6.5L stainless steel mixing bowl
- Egg whisk made of POM and stainless steel type 304
- Non-slip rubber feet
- Overheating protection





Food mixer

GPS-30 (5L/6.5L)



Parameter

- Description: Stand mixer
- Model no.: GPS-30 (5L/6.5L)
- ETL version: 650W Powerful motor (110-120V AC, 60Hz)
- CB version: 1300W Powerful motor (220-240V AC, 50/60Hz)
- CE version: 2000W Powerful motor (220-240V AC, 50/60Hz)
- Product dimension: L51.1 x W23.1 x H39.4 CM
- Gift box dimension: L58.5 x W25.8 x H49.8 CM
- N.W.: 9.85 Kgs G.W.: 11.5 Kgs
- Mixing blade and dough hook are made of aluminum alloy
- Loading quantity: 20GP/410PCS 40GP/820PCS 40HQ/970PCS
- Standard accessories: Mixing bowl Dough hook Mixing blade Egg whisk Bowl lid Meat grinder Sausage maker Blender
- Planetary mixing action
- Tilting head mechanism with safety switch
- Strong ABS plastic housing with spray color
- 6 speeds rotary control with pulse function
- 5.0L/6.5L stainless steel mixing bowl
- Egg whisk made of POM and stainless steel type 304
- Non-slip rubber feet
- Overheating protection





Food mixer

GPS-31 (5L/6.5L)



Dough hook



Egg whisk



Mixer blade



Parameter

- Description: Stand mixer
- Model no.: GPS-31 (5L/6L)
- ETL version: 650W Powerful motor (110-120V AC, 60Hz)
- CB version: 1300W Powerful motor (220-240V AC, 50/60Hz)
- CE version: 2000W Powerful motor (220-240V AC, 50/60Hz)
- Product dimension: L39.4 X W23.1 X H38.4 CM
- Gift box dimension: L44.5 X W25.5 X H40.0 CM
- N.W.: 6.3 Kgs G.W.: 7.0 Kgs
- Mixing blade and dough hook are made of aluminum alloy
- Loading quantity: 20GP/700PCS 40GP/1405PCS 40HQ/1800PCS
- Standard accessories: Mixing bowl Dough hook Mixing blade Egg whisk Bowl lid
- Planetary mixing action
- Tilting head mechanism with safety switch
- Strong ABS plastic housing with spray color
- 6 speeds rotary control with pulse function
- 5.0L/6.5L stainless steel mixing bowl
- Egg whisk made of POM and stainless steel type 304
- Non-slip rubber feet
- Overheating protection





Food mixer

GPS-32 (5L/6.5L)



Parameter

- Description: Stand mixer
- Model no.: GPS-32 (5L/6.5L)
- ETL version: 650W Powerful motor (110-120V AC, 60Hz)
- CB version: 1300W Powerful motor (220-240V AC, 50/60Hz)
- CE version: 2000W Powerful motor (220-240V AC, 50/60Hz)
- Product dimension: L51.1 X W23.1 X H39.0 CM
- Gift box dimension: L59.0 X W27.5 X H47.5 CM
- N.W.: 9.8 Kgs G.W.: 11.5 Kgs
- Planetary mixing action
- Tilting head mechanism with safety switch
- Strong ABS plastic housing with spray color
- 6 speeds rotary control with pulse function
- 5.0L/6.5L stainless steel mixing bowl
- Egg whisk made of POM and stainless steel type 304
- Non-slip rubber feet
- Overheating protection
- Mixing blade and dough hook are made of aluminum alloy
- Loading quantity: 20GP:410PCS 40GP:820PCS 40HQ:970PCS
- Standard accessories: Mixing bowl, Dough hook, Sausage maker, Blender, Mixing blade, Egg whisk, Bowl lid, Meat grinder





Food mixer

GPS-33



Parameter

- Description: Stand mixer
- Model no.: GPS-33
- ETL version: 650W Powerful motor (110-120V AC, 60Hz)
- CB version: 1200W Powerful motor (220-240V AC, 50/60Hz)
- CE version: 1200W Powerful motor (220-240V AC, 50/60Hz)
- Product dimension: L42.4 X W32.8 X H41.5 CM
- Gift box dimension: L46.5 X W36.0 X H52.0 CM
- N.W.: 8.4 Kgs G.W.: 10.4 Kgs
- Mixing blade and dough hook are made of aluminum alloy
- Loading quantity: 20GP:350PCS 40GP:690PCS 40HQ:805PCS
- Standard accessories: Mixing bowl Dough hook Mixing blade Egg whisk Bowl lid
- Planetary mixing action
- Tilting head mechanism with safety switch
- Strong ABS plastic housing with spray color
- 6 speeds rotary control with pulse function
- 7.0L stainless steel mixing bowl
- Egg whisk made of POM and stainless steel type 304
- Non-slip rubber feet
- Overheating protection





Food mixer

GPS-34



Parameter

- Description: Stand mixer
- Model no.: GPS-34
- ETL version: 650W Powerful motor (110-120V AC, 60Hz)
- CB version: 1200W Powerful motor (220-240V AC, 50/60Hz)
- CE version: 1200W Powerful motor (220-240V AC, 50/60Hz)
- Product dimension: L42.4 X W32.8 X H41.4 CM
- Gift box dimension: L61.0 X W36.5 X H48.2 CM
- N.W.: 8.4 Kgs G.W.: 10.4 Kgs
- Planetary mixing action
- Tilting head mechanism with safety switch
- Strong ABS plastic housing with spray color
- 6 speeds rotary control with pulse function
- 7.0L stainless steel mixing bowl
- Egg whisk made of POM and stainless steel type 304
- Non-slip rubber feet
- Overheating protection
- Mixing blade and dough hook are made of aluminum alloy
- Loading quantity: 20GP/285PCS 40GP/575PCS 40HQ/670PCS
- Standard accessories: Mixing bowl Dough hook Mixing blade Egg whisk Bowl lid Meat grinder Sausage maker Blender





Food mixer

GPS-35



Dough hook

Egg whisk

Mixer blade

Parameter

- Description: Stand mixer
- Model no.: GPS-35
- ETL version: 650W Powerful motor (110-120V AC, 60Hz)
- CB version: 800W Powerful motor (220-240V AC, 50/60Hz)
- CE version: 1100W Powerful motor (220-240V AC, 50/60Hz) function
- Product dimension: L41.9 X W33.8 X H41.4 CM
- Gift box dimension: L46.5 X W36.5 X H52.0 CM
- N.W.: 12.6 Kgs G.W.: 13.6 Kgs
- LCD display with timer
- Loading quantity: 20GP/350PCS 40GP/690PCS 40HQ/800PCS
- Mixing blade and dough hook are made of aluminum alloy (Teflon)
- Standard accessories: Mixing bowl Dough hook Mixing blade Egg whisk Bowl lid Meat grinder Sausage maker Blender
- Planetary mixing action
- Tilting head mechanism with safety switch
- Strong ABS plastic housing with spray color
- 10 speeds rotary control with pulse function
- 7.0L stainless steel mixing bowl with heating
- Egg whisk made of POM and stainless steel type 304
- Non-slip rubber feet
- Overheating protection





Food mixer

GPS-36



Parameter

- Description: Stand mixer
- Model no.: GPS-36
- ETL version: 650W Powerful motor (110-120V AC,60Hz)
- CB version: 1300W Powerful motor (220-240V AC,50/60Hz)
- CE version: 1600W Powerful motor (220-240V AC,50/60Hz)
- Product dimension: L41.7 X W28.1 X H35.6 CM
- Gift box dimension: L47.8 X W36.0 X H45.8 CM
- N.W.: 9.85 Kgs G.W.: 11.0 Kgs
- Mixing blade and dough hook are made of aluminum alloy
- Loading quantity: 20GP/510PCS 40GP/1038PCS 40HQ/1213PCS
- Standard accessories: Mixing bowl Dough hook Mixing blade Egg whisk Bowl lid
- Planetary mixing action
- Tilting head mechanism with safety switch
- Overheating protection
- Die casting housing(aluminum alloy)
- 6.0L stainless steel mixing bowl
- Egg whisk made of POM and stainless steel type 304
- Non-slip rubber feet
- 10 stepless power levels+pulse level with shiny knob +display





Food mixer

GPS-37



Parameter

- Description: Stand mixer
- Model no.: GPS-37
- ETL version: 650W Powerful motor (110-120V AC,60Hz)
- CB version: 1300W Powerful motor (220-240V AC,50/60Hz)
- CE version: 1600W Powerful motor (220-240V AC,50/60Hz)
- Product dimension: L44.3 X W23.1 X H46.5 CM
- Gift box dimension: L58.6 X W25.8 X H49.8 CM
- N.W.: 14 Kgs G.W.: 14 Kgs
- Mixing blade and dough hook are made of aluminum alloy
- Loading quantity: 20GP/500PCS 40GP/790PCS 40HQ/950PCS
- Standard accessories: Mixing bowl Dough hook Mixing blade Egg whisk Bowl lid Meat grinder Sausage maker Blender
- Planetary mixing action
- Tilting head mechanism with safety switch
- Overheating protection
- Die casting housing(aluminum alloy)
- 6.0L stainless steel mixing bowl
- Egg whisk made of POM and stainless steel type 304
- Non-slip rubber feet
- 10 stepless power levels+pulse level with shiny knob +display



Optional accessory



GPS-38



GPS-39



GPS-40



Cookie maker



Flexi beater



Shredder and slicer



6.5L capacity mixing bowl



Bowl with handle



Coffee grinder



Glass bowl with handle



ROBOT CUISEUR CONNECTÉ MULTIFUNCTION

ROBOT DE COCINA CONECTADO MULTIFUNCIÓN
ROBOT DA CUCINA CONNECT MULTIFUNZIONE

De l'entrée au dessert, il satisfait toutes les envies !
Simple d'utilisation, choisissez une recette
et laissez-vous guider par l'application Tuya Smart.

WIELOFUNKCYJNY ROBOT KUCHENNY Z WIFI ROBOT DE BUCĂTĂRIE CONECTAT MULTIFUNȚIONAL

12

FONCTIONS
FUNCIONES
FUNZIONI

10

PROGRAMMES INTÉGRÉS
PROGRAMAS INTEGRADOS
PROGRAMMI INTEGRATI

10

10 VITESSES
10 VELOCIDADES
10 VELOCITÀ

P

FONCTION PULSE
FUNCION PULSE
FUNZIONE PULSE

5 KG

BALANCE INTÉGRÉE
BALANZA INTEGRADA
BILANCIA INTEGRATA

+120°C

1200 WATT

150 RECETTES
RECETAS
RICETTE

avec application dédiée
con aplicación específica
con applicazione dedicata

CUISON VAPEUR
COCCINAR AL VAPORE
COTTURA AL VAPORE

Saine et légère
Sana y ligera
sana e leggera

AUTO NETTOYAGE
Programme intégré
AUTOLIMPIEZA
Programa integrat
AUTOPULENTE
Programma integrato

APPLICATION
DÉDIÉE

+ de 150
RECETTES
GUIDÉES
PAS À PAS

tuya

Available on the
App Store

Google play

12

FUNKCJI
FUNȚIUNI

10

PROGRAMŌW
PROGRAME INTEGRATE

10

10 PRÉDKOŚCI
10 VITEZE

P

FUNKCJA PULSACYJNA
FUNȚIE PULS

5 KG

WBUDOWANA WAGA
CANTAR INTEGRAT

+120°C

1200 WATT

SAMOCZYSZCZENIA
AUTOCURĂȚARE

(FR) APPLICATION ET RECETTES
disponibles en français
+ Livre de recettes inclus

(ES) APLICACIÓN Y RECETAS
disponible en Español
+ Libro de recetas incluido

(IT) APPLICAZIONE E RICETTE
tradotte in italiano
+ Ricettario incluso

150 PRZEPISY
z dedykowanymi aplikacjami

150 REȚETE
cu aplicație dedicată

GOTOWANIE NA PARZE
zdrowe i lekkie


GĂȚIT CU ABURI
sănătos și ușor

(PL) APLIKACJA I PRZEPISY
przetłumaczone na język polski
+ W zestawie znajduje się
książka przepisami

(RO) APLICAȚIA ȘI REȚETELE
sunt traduse în
limbile română
+Cartea de rețete inclusă



The kitchen all in one





Thermo cooker

GPS-41



Blade Blade Blade Scraper Big Steamer Steamer



Food Processor



Parameter

- Different recipe
- With pulse function
- With steamer function
- Blade RPM: 100-5000 rpm/min
- Self-clean function easy to clean
- With one 100ml measuring cup on top of the bowl cover
- With one Knob to adjust time from 1"to 180' to adjust speed(1-12)
- Double Ear handle with Safety lock device on cooking bowl and bowl cover
- Double Ear handle with Safety lock device on cooking bowl and bowl cover
- Product dimension: L335X W188 X H300 mm
- The special scale design take you convenience to weigh ingredients with the bowl itself also can take the scale out from the machine to work independently. With 5-inch color screen to display time, temperature, speed and hundreds
- Water Proof bowl
- With a plastic Scraper
- Skid resistant rubber feet
- Compact design,save kitchen space
- Temperature adjustable from 37°~140°
- 220-240V,50/60Hz, 500W powerful motor 1000W heating efficiency
- With Wifi connection and food processor optional
- Large 3L stainless steel bowl (2L max working capacity) Three blades in all,one is effective removable stainless steel cutting blade,2D blade for egg/cream whisk, 3D mixing blade for saute.
- Loading quantity: 20GP/455PCS 40GP/945PCS 40HQ/1130PCS
- N.W.: 6.2 Kgs G.W.: 6.9 Kgs
- Gift box dimension: L470 X W280 X H415 mm





Thermo cooker

GPS-42



Food Processor



Parameter

- Water Proof bowl
- With a plastic scraper
- Skid resistant rubber feet
- Blade RPM: 100-5000 rpm/min
- Self-clean function easy to clean
- Press screen, make the operation more easily
- With one 100ml measuring cup on top of the bowl cover
- Double Ear handle with Safety lock device on cooking bowl and bowl cover
- With one Knob to adjust time from 1' to 180', to adjust speed(1-12)
- Product dimension: L335 X W188 X H300 mm
- Gift box dimension: L470 X W280 X H415 mm
- Large 3L stainless steel bowl (2L max working capacity) with effective removable stainless steel cutting blade
- With pulse function
- With steamer function
- Compact design,save kitchen space
- Temperature adjustable from 37°~140°
- With Wifi connection and food processor optional
- 220-240V,50/60Hz, 500W powerful motor, 1000W heating efficiency
- The built-in scale take you convenience to weigh ingredients with the bowl itself.
- Loading quantity: 20GP/455PCS 40GP/945PCS 40HQ/1110PCS
- N.W.:6.2 Kgs G.W.:6.9 Kgs





Thermo cooker

GPS-43



Steamer



Butterfly bar



Scraper



Big Steamer



Blade cover



Parameter

- Dishwasher safe
- With pulse function
- With steamer function
- Compact design, save kitchen space
- Temperature adjustable from 30°~120°
- With one plastic butterfly bar easy for whisking
- With Wifi connection and food processor optional
- 220-240V, 50/60Hz, 550W powerful motor, 1000W heating efficiency, Max 1200W
- LCD touch screen allows home cook to select time speed, temperature and programs
- Product dimension: L348 x W279 x H300 mm
- Gift box dimension: L470 x W280 x H415 mm
- Large 3.5L stainless steel bowl (2L max working capacity) with effective removable stainless steel cutting blade
- Water Proof bowl
- With a plastic Scraper
- Skid resistant rubber feet
- Self-clean function easy to clean
- With one plastic butterfly bar easy for whisking
- Adjust time from 1" to 60', to adjust speed(1-10)
- With one 100ml measuring cup on top of the bowl cover
- The built-in scale take you convenience to weigh ingredients with the bowl itself
- Loading quantity: 20GP/455PCS 40GP/945PCS 40HQ/1110PCS
- N.W.: 5.8 Kgs G.W.: 6.7 Kgs



Thermo cooker

GPS-44




Steamer



Butterfly bar



Scraper



Big Steamer



Blade cover



Parameter


- Dishwasher safe
- With water proof bowl
- With 5 auto programs
- Skid resistant rubber feet
- Temperature adjustable from 37°~120°
- With one plastic butterfly bar easy for whisking
- With LCD display time, temperature, speed and weight
- With Wifi connection and food processor optional
- Product dimension: L317 X W220 X H338 mm
- Gift box dimension: L435 X W230 X H550 mm
- 220-240V.50/60Hz.550W powerful motor,1000W heating efficiency,Max 1200W
- Large 3.5L stainless steel bowl (2L max working capacity) with effective removable stainless steel cutting blade
- With pulse function
- With steamer function
- With a plastic Scraper
- Safety lock device on cooking bowl
- Self-clean function easy to clean
- Plastic housing with a simple modern outlook design
- With one 100ml measuring cup on top of the bowl cover
- With one Knob to adjust time from 1" to 60' to adjust speed(1-10)
- Loading quantity: 20GP/420PCS 40GP/870PCS 40HQ/960PCS
- N.W.: 7.8 Kgs G.W.: 9.1 Kgs





Thermo cooker

GPS-45



Steamer



Butterfly bar



Scraper



Big Steamer



Blade cover



Parameter

- Dishwasher safe
- With steamer function
- With a plastic Scraper
- Skid resistant rubber feet
- Temperature adjustable from 37°~120°
- With one plastic butterfly bar easy for whisking
- With LCD display time, temperature, speed and weight
- With Wifi connection and food processor optional
- 220-240V,50/60Hz, 550W powerful motor
1000W heating efficiency,Max 1200W
- Product dimension: L348 X W279 X H300 mm
- Large 3.5L stainless steel bowl (2L max working capacity) with effective removable stainless steel cutting blade
- With pulse function
- With water proof bowl
- With a plastic Scraper
- Safety lock device on cooking bowl
- Self-clean function easy to clean
- Plastic housing with a simple modern outlook design
- With one 100ml measuring cup on top of the bowl cover
- With one Knob to adjust time from 1" to 60'
to adjust speed(1-10)
- Loading quantity: 20GP/556PCS 40GP/1110PCS 40HQ/1296PCS
- N.W.: 6.95 Kgs G.W.: 7.6 Kgs
- Gift box dimension: L410 X W280 X H482 mm

