



Home Equipment

Stand Mixers & Blenders Catalog



GPS-01 Power Blender

Product Description

- Jar lid with safety locked(NEW GS approval-EK1)
- Deluxe stainless steel body
- Powerful 2000 watt and 33000 rpm motor
- Constant speeds system makes the performance more stable and lasts longer
- Variable Speeds operation with 3 program setting (smoothie, ice and sauce)
- Science fiction Blue LED indicator
- Approval: ETL CB/CE/GS ERP PAHs RoHs LFGB REACH DGCCRF



SMOOTHIE
ICE CRUSH
SAUCE



- 2L BPA Free Tritan Co-polyester jar



- Pushing rod



2L

2L BPA Free Tritan
Co-polyester jar

Jar lid with
safety locked
spill &
leak proof



Rotary heating



3 program setting
smoothie/Ice/Sauce



Stainless steel 4-blade knife
(6-blade is available)



safety switch



GPS-02 Power Blender

Product Description

- Deluxe stainless steel body and stainless steel Jar base
- Powerful 2000 watt and 33000 rpm motor
- Constant speeds system makes the performance more stable and lasts longer
- Variable Speeds operation with 3 program setting (smoothie, ice and sauce)
- Science fiction Blue LED indicator
- Approval: ETL CB/CE/GS ERP PAHs RoHs LFGB REACH DGCCRF



- 2L BPA Free Tritan Co-polyester jar



- Pushing rod



SMOOTHIE
ICE CRUSH
SAUCE

GPS-03 Power Blender

Product Description

- Deluxe ABS plastic body
- Powerful 2000 watt and 33000 rpm motor
- Constant speeds system makes the performance more stable and lasts longer
- Variable Speeds operation with 3 program setting (smoothie, ice and PULSE)
- Science fiction Blue LED indicator
- Approval: ETL CB/CE/GS ERP PAHs RoHs LFGB REACH DGCCRF



- 1.8L/2.0L BPA Free Tritan Co-polyester jar



- 2L BPA Free Tritan Co-polyester jar



GPS-04 Power Blender

Product Description

- Powerful 1800 watt and 24000 rpm for powerful mix of healthy ingredients
- Deluxe stainless Steel body
- 1.8L Capacity Glass Jar(stalinite or Borosilicate glass is optional)
- Safety locking switch on jar base
- With LED light indication
- Constant speeds system makes the performance more stable and lasts longer
- 3 programs settings(smoothie ice crush and interval)and variable speed dial to instantly adjust speed as needed
- Approval: CB CE/GS ERP PAHs RoHs LFGB REACH DGCCRF



- 1.8L capacity Glass Jar (stalinite or Borosilicate glass is optional)



- 600 ml capacity Tritan BLEND-GO Cup

GPS-05 Power Blender

Product Description

- Powerful 1800 watt and 24000 rpm for powerful mix of healthy ingredients
- 1.8L Capacity Glass Jar(stalinite or Borosilicate glass is optional)
- Safety locking switch on jar base
- With LED light indication
- Constant speeds system makes the performance more stable and lasts longer
- 3 programs settings(smoothie ice crush and interval)and variable speed dial to instantly adjust speed as needed
- Approval: CB CE/GS ERP PAHs RoHs LFGB REACH DGCCRF



- 1.8L capacity Glass Jar (stalinite or Borosilicate glass is optional)



- 600 ml capacity Tritan BLEND-GO Cup



● GPS-05-1



○ GPS-05-2



● GPS-05-3



● GPS-05-4



Power Blender
GPS-06



Power Blender
GPS-06-1



Power Blender
GPS-06-2



Power Blender
GPS-06-3



Power Blender
GPS-06-4



Power Blender
GPS-06-5



Power Blender
GPS-06-6



 SMOOTHIE ICE CRUSH INTERVAL		 GPS-04 / GPS-05	 GPS-06-1	 GPS-06-2 / GPS-05-3 / GPS-05-4
Model		GPS-04 / GPS-05	GPS-06-1	GPS-06-2 / GPS-05-3 / GPS-05-4
Power	1200w	●	●	●
	1500w	●	●	●
	1800w	●	●	●
Housing	stainless steel	●	●	●
	Plastic	●		●
Switch	Stepless speeds+3 program	●	●	
	2/5 Speeds+Pulse			
	stepless speeds+ pulse			●
LED lighting	Normally on			●
	changing with speeds	●	●	

 GPS-06-3 / GPS-05-1 / GPS-05-2	 GPS-06-5	 GPS-06	 GPS-06-4	 GPS-06-6
●	●	●	●	●
●	●	●	●	●
●	●	●	●	●
●		●		●
●			●	
	●			●
	●			●
●				

GPS-07

Power Blender

Product Description

- Powerful 1800 watt and 24000 rpm for powerful mix of healthy ingredients
- 1.75L capacity Glass Jar with safety lock on lid(NEW EK1 approval)
- Constant speeds system makes the performance more stable and lasts longer
- Deluxe stainless Steel body
- Safety locking switch on jar base
- With LED light indication
- 3 programs settings(smoothie ice crush and interval)and variable speed dial to instantly adjust speed as needed
- Approval: CB CE/GS ERP PAHs RoHs LFGB REACH DGCCRF

1800W



LED INDICATOR



● GPS-07-1




○ GPS-07-2



● GPS-07-3



● GPS-07-3



SMOOTHIE
ICE CRUSH
INTERVAL



- 900 ml capacity Tritan portable bottle



- 980ml S/S milling grinder cup



- 1.75L capacity Glass Jar with safety lock on lid (NEW EK1 approval)



Power Blender
GPS-08



Power Blender
GPS-08-1



Power Blender
GPS-08-2



Power Blender
GPS-08-3



Power Blender
GPS-08-4








Power Blender
GPS-08-5



Power Blender
GPS-08-6



 SMOOTHIE ICE CRUSH INTERVAL		 GPS-08 / GPS-07	 GPS-08-1	 GPS-08-2 / GPS-07-2
Model		GPS-08 / GPS-07	GPS-08-1	GPS-08-2 / GPS-07-2
Power	1200w	●	●	●
	1500w	●	●	●
	1800w	●	●	●
Housing	stainless steel	●	●	●
	Plastic	●		●
Switch	Stepless speeds+3 program	●	●	
	2/5 Speeds+Pulse			●
	stepless speeds+ pulse			●
LED lighting	Normally on			●
	changing with speeds	●	●	

 GPS-08-3 / GPS-07-3	 GPS-08-5	 GPS-08	 GPS-08-4	 GPS-08-6
●	●	●	●	●
●	●	●	●	●
●	●	●	●	●
●		●		●
●				
		●	●	●
	●			
	●			●
●				

Power Blender SERIES

Product Description

- Powerful 1800 watt and 24000 rpm for powerful mix of healthy ingredients
- 1.75L / 1.8L capacity Glass Jar with safety lock on lid(NEW EK1 approval)
- Constant speeds system makes the performance more stable and lasts longer
- Deluxe stainless Steel panel
- Safety locking switch on jar base
- With LED light indication
- 3 programs settings(smoothie ice crush and interval)and variable speed dial to instantly adjust speed as needed
- Approval: CB CE/GS ERP PAHs RoHs LFGB REACH DGCCRF



SMOOTHIE
ICE CRUSH
INTERVAL
AUTO CLEAN

GPS-09



- 1.8L capacity Glass Jar (stalinite or Borosilicate glass is optional)

GPS-10



- 1.75L capacity Glass Jar with safety lock on lid (NEW EK1 approval)

GPS-11 Power Blender

Product Description

- Powerful 1800 watt and 24000 rpm for powerful mix of healthy ingredients
- Deluxe S/S body with LED monitor
- 1.8L Capacity Glass Jar(stalinite or Borosilicate glass is optional)
- Safety locking switch on jar base
- Constant speeds system makes the performance more stable and lasts longer
- 4 programs settings(smoothie ice crush auto clean and interval)and variable speed dial to instantly adjust speed as needed
- Timer/ Speed/ Program LED display panel
- Approval: CB CE/GS ERP PAHs RoHs LFGB REACH DGCCRF



GPS-12 Power Blender

Product Description

- Powerful 1800 watt and 24000 rpm for powerful mix of healthy ingredients
- Deluxe stainless Steel body
- 1.8L Capacity Glass Jar(stalinite or Borosilicate glass is optional)
- Safety locking switch on jar base
- With LED light indication
- Constant speeds system makes the performance more stable and lasts longer
- 3 programs settings(smoothie ice crush and interval)and variable speed dial to instantly adjust speed as needed
- Approval: CB CE/GS ERP PAHs RoHs LFGB REACH DGCCRF



Power Blender SERIES

Product Description

- Powerful 1800 watt and 24000 rpm for powerful mix of healthy ingredients
- Deluxe stainless Steel body
- 1.75L / 1.8L Capacity Glass Jar(stalinite or Borosilicate glass is optional)
- Safety locking switch on jar base
- With LED light indication
- Constant speeds system makes the performance more stable and lasts longer
- 3 programs settings(smoothie ice crush and interval)and variable speed dial to instantly adjust speed as needed
- Approval: CB CE/GS ERP PAHs RoHs LFGB REACH DGCCRF



GPS-13



- 1.8L capacity Glass Jar (stalinite or Borosilicate glass is optional)

GPS-14



- 1.75L capacity Glass Jar with safety lock on lid (NEW EK1 approval)

SMOOTHIE
ICE CRUSH
INTERVAL

GPS-15 Power Blender

Product Description

- Powerful 1800 watt and 24000 rpm for powerful mix of healthy ingredients
- Deluxe stainless Steel body
- 1.8L Capacity Glass Jar(stalinite or Borosilicate glass is optional)
- Safety locking switch on jar base
- With LED light indication
- Constant speeds system makes the performance more stable and lasts longer
- 3 programs settings(smoothie ice crush and interval)and variable speed dial to instantly adjust speed as needed
- Approval: CB CE/GS ERP PAHs RoHs LFGB REACH DGCCRF



- 1.8L capacity Glass Jar (stalinite or Borosilicate glass is optional)

SMOOTHIE
PULSE
CLEANING



GPS-16 STAND MIXER

Product Description

- Power: 1000W
- Constant speeds and Planetary working system
- 45° oblique pop up head lift offer more space for operation on the bowl
- Speeds: 8 speeds setting
- With LED light
- Advanced gear combination to offer the perfect performance. low noise and little shake
- One hand simply operation
- Approval: CB CE/GS ERP PAHs RoHs LFGB REACH DGCCRF



STAND MIXER
FOOD PROCESSOR
BLENDER
MEAT GRINDER



- S/S dough Bowl capacity: 4.0L



- Processor Bowl capacity:2.0L



- Stainless steel chopper blade
- Plastic dough blade



- Meat grinder kits
- Pusher for plastic hopper
- Feeding tray



- Disc insert: granulating
- shredding(coarse/fine)
- slicing(coarse/fine)



- S/S blade Disc:slicing/shredding



- 200ml milling grinder cup



- Double balloon whisk



- Dough hook



- Whisk



- Blender Jar(1.8L)
- Pulp filter



- Beater



- Emulsifying disc



- Citrus juicer

GPS-17 STAND MIXER

Product Description

- Power: 600W or 1000W
- ABS material housing with deluxe Stainless steel decoration
- 33° Pop Up head lift
- Variable 8 speeds and Pulse function
- Constant speeds and Planetary working system
- Approval: CB CE/GS ERP PAHs RoHs LFGB REACH DGCCRF



- 1.75L Glass blender Jar with safety locked on lid (EK1) approval



- S/S dough Bowl capacity: 5.0L



STAND MIXER
BLENDER



GPS-18 STAND MIXER

Product Description

- Power: 1500W
- ABS material housing with 33° Pop up head lift
- Variable 8 speeds and Pulse function
- Advanced gear combination to offer the perfect performance. low noise and little shake
- Multifunctional with Meat-grinder and blender
- One hand simply operation
- Approval: CB CE/GS ERP PAHs RoHs LFGB REACH DGCCRF



- Blender Jar(1.8L)
- Pulp filter



- Meat grinder kits
- Pusher for metal hopper
- Feeding tray



- S/S dough Bowl capacity: 5.0L



STAND MIXER SERIES

Product Description

- Power: 1600W
- Full metal die-cast housing
- Stainless steel bowl with 5.0L capacity
- 33° pop up head lift
- Variable 11 speeds
- Constant speeds and Planetary working system
- Advanced gear combination to offer the perfect performance. low noise and little shake
- Approval: CB CE/GS ERP PAHs RoHs LFGB REACH DGCCRF

1600W

11
SPEED



STAND MIXER FOOD PROCESSOR MEAT GRINDER

Food processor accessories



- coarse shredding



- fine shredding



- granulating



- slicing



GPS-19



- Stainless bowl capacity:5.0L



- Meat grinder kits
- Pusher for metal hopper
- Feeding tray



- Noodle kits
- Pressing
- Narrow or fettuccine noodle



GPS-19-1



- Stainless bowl capacity:4.7L



- Meat grinder kits
- Pusher for metal hopper
- Feeding tray



- Noodle kits
- Pressing
- Narrow or fettuccine noodle



STAND MIXER SERIES

Product Description

- Power: 1600W
- Full metal die-cast housing
- Stainless steel bowl with 5.0L capacity
- 33° pop up head lift
- Variable 11 speeds
- Constant speeds and Planetary working system
- Advanced gear combination to offer the perfect performance, low noise and little shake
- Approval: CB CE/GS ERP PAHs RoHs LFGB REACH DGCCRF

1600W

11
SPEED



STAND MIXER FOOD PROCESSOR MEAT GRINDER

Food processor accessories



- coarse shredding



- slicing



- fine shredding



- granulating



GPS-19-2



- Stainless bowl capacity:5.0L



- Meat grinder kits
- Pusher for metal hopper
- Feeding tray



- Noodle kits
- Pressing
- Narrow or fettuccine noodle



GPS-19-3



- Stainless bowl capacity:5.0L



- Meat grinder kits
- Pusher for metal hopper
- Feeding tray



- Noodle kits
- Pressing
- Narrow or fettuccine noodle



STAND MIXER SERIES

Product Description

- Power:ETL: 300W GS/CE/CB: 600W/700W/1000W
- ABS material housing with deluxe Stainless steel decoration
- 33° Pop Up head lift
- 12 speeds function
- Approval: CB CE/GS ERP PAHs RoHs LFGB REACH DGCCRF



GPS-20 STAND MIXER



- Whisk



- Beater



- Stainless steel bowl with 4.0L capacity



- Plastic bowl with 4.0L capacity



- Dough hook



- Stainless steel bowl with 4.5L capacity

GPS-21 STAND MIXER



GPS-22 STAND MIXER

Product Description

- Power:ETL: 300W GS/CE/CB: 600W/700W/1000W
- ABS material housing with deluxe Stainless steel decoration
- 33° Pop Up head lift
- 12 speeds function
- Approval: CB CE/GS ERP PAHs RoHs LFGB REACH DGCCRF



GPS-23 STAND MIXER

Product Description

- Power:ETL: 300W GS/CE/CB: 600W/700W/1000W
- ABS material housing with deluxe Stainless steel decoration
- 33° Pop Up head lift
- 12 speeds function
- Approval: CB CE/GS ERP PAHs RoHs LFGB REACH DGCCRF



GPS-24

FOOD PROCESSOR

Product Description

- 800 or 1000w super powerful motor
- Deluxe stainless steel body and knob
- Large feeding mouth for whole potato
- Variable Speeds operation with 3 programs setting(Pulse/Smoothie/Ice crush)
- High-tech LED light indicator
- Quadruple safety system:safety switches on lid, bowl & over heating protection for motor
- Approval: CB CE/GS ERP PAHs RoHs LFGB REACH DGCCRF



- Citrus juicer
- Double balloon whisk
- French Fry disc
slicing disc
shredding disc
- Stainless steel chopper blad
• Plastic dough blade



FOOD PROCESSOR
BLENDER
GRINDER
JUICER



- Disc insert: French fry Shredding(coarse/fine) Slicing(coarse/fine)
- Cube cutter
- 3.5L bowl capacity(2.0L useful capacity) with Larger feeding mouth for whole potato
- 1.8L plastic jar, lid with safety lock-New GS/EK1 approval
- Pulp filter
- 1.5L Glass jar
- 650ml milling grinder cup



GPS-24-1



GPS-25

FOOD PROCESSOR

Product Description

- Power: 800W or 1000W
- Speeds: 2+ pulse(8/12 speeds are available)
- Unique drawer design: S/S panel body with store all blades for use
- Safety: Lid & bowl detection, mechanical 1.5 sec brake
- Approval: CB CE/GS ERP PAHs RoHs LFGB REACH DGCCRF



- 3.5L bowl capacity(2.0L useful capacity)



- French Fry disc
slicing disc
shredding disc



FOOD PROCESSOR BLENDER GRINDER JUICER



- Disc insert: French fry shredding(coarse/fine)
slicing(coarse/fine)



- Stainless steel chopper blade
- Plastic dough blade



- Cube cutter



- Citrus juicer



- Traditional juicer with S/S filter basket
- Pusher for juicing
- Chute for juicing



- Double balloon whisk



- Blender Jar(1.8L)
- Pulp filter



- 1.5L Glass jar



- 650ml milling grinder cup



FOOD PROCESSOR

Product Description

- Power: 500W or 800W
- Speeds: 2+ pulse(8/12 speeds are available)
- Housing with Piexiglass panel design
- Safety: Lid & bowl detection,mechanical 1.5sec brake
- Approval: CB CE/GS ERP PAHs RoHs LFGB REACH DGCCRF



**FOOD PROCESSOR
GPS-27**

Product Description



- Blender Jar(1.8L)
- Pulp filter



**FOOD PROCESSOR
GPS-28**

Product Description



- Blender Jar(1.8L)
- Pulp filter



**FOOD PROCESSOR
GPS-26**

Product Description



- Blender Jar(1.5L)
- Pulp filter



**FOOD PROCESSOR
GPS-27-1**

Product Description



- Blender Jar(1.8L)
- Pulp filter



**FOOD PROCESSOR
GPS-28-1**

Product Description



- Blender Jar(1.5L)
- Pulp filter

FOOD PROCESSOR BLENDER GRINDER JUICER



- Emulsifying disc



- Citrus juicer



- Bowl capacity: 2.1L(1.2L useful)



- Disc insert: granulating
Shredding(coarse/fine)
Slicing(coarse/fine)



- Stainless steel chopper blade
- Plastic dough blade



- S/S blade Disc: slicing/shredding



- Double balloon whisk




- 650ml milling grinder cup

HAND BLENDER
FOOD PROCESSOR
MIXER
WHISK

GPS-29 HAND BLENDER

Product Description

- Power: 1000W with DC motor
- Button Speed Touch with Turbo Mode
- LED blue light brightness changing with power
- Approval: CB CE/GS ERP PAHs RoHs LFGB REACH DGCCRF



- Processor bowl capacity: 2.8L (1.8L useful)
- Chopper (650ml)
- XL Chopper bowl (1.3L) with 4 blade knife

- S/S Bar blender (21cm or 27cm length)
- Kneader plastic blade
- Stainless steel S-blade
- S/S blade Disc: slicing/shredding
- Cube cutter

- S/S Whisk
- Beaker (1.0L)
- Holder

GPS-30

Super 6 Blades Blender

Product Description

- 800W rating power
- 4.0mm thickness jar with 1.7L capacity
- With double safety locked switches
- 2 speed setting with pulse function(8/12 speeds switch is available)
- Super 6 blades knife
- Normal blending blade and 1.7L plastic jar YB-502 are optional
- Milling cup is optional
- Good performance for Frozen Blending, Nutrient Complete Juicing, Chopping, Ice Crushing, Whipping cream, meringue and mousse, etc
- Approval: CB CE/GS ERP PAHs RoHs LFGB REACH DGCCRF



GPS-3 -1



- 4.0mm thickness jar with 1.7L capacity

GPS-3 -



GPS-3 -3



- 4.0mm thickness 1.7L jar with safety locked on lid



- Super 6 blades



- Whipping whisk



- Milling cup

GPS-31

Super 6 Blades Blender

Product Description

- 800W rating power
- 4.0mm thickness 1.7L blender jar
- With double safety locked switches
- 2 speed setting with pulse function(8/12 speeds switch is available)
- Super 6 blades knife
- Normal blending blade and 1.7L plastic jar YB-507 are optional
- Milling cup is optional
- With LED Light
- Approval: CB CE/GS ERP PAHs RoHs LFGB REACH DGCCRF



4.0 mm thickness
Plastic Jar

2 speeds setting
with Pulse



GPS-31-1

LED Light



- 4.0mm thickness jar with 1.7L capacity

GPS-3

LED Light



- 4.0mm thickness 1.7L jar with safety locked on lid



- Super 6 blades



- Whipping whisk



- Milling cup

GPS-33

Blender

Product Description

- Power: 800W / 550W / 300W
- 1.5L capacity Blending Jar(Material:PS/AS/PC unbreakable is available)
- Deluxe brushed spay decoration panel and base ring
- 2 Speeds with Pulse function(5 speeds is optional)
- Thermostat(over heating protection) or Thermofuse is optional
- Noiseless extracting while operating
- Approval: CB CE/GS ERP PAHs RoHs LFGB REACH DGCCRF



- 1.5L capacity Blending Jar
(Material: PS/AS/PC unbreakable is available)



- Milling Grinder cup

GPS-33-1

Blender

Product Description



- 300 ml Mincer cup




- 600 ml Blend-Go blender bottle

GPS-34

Blender

Product Description

- Power: 550W / 300W
- 1.5L capacity Blending Jar(Material:PS/AS/PC unbreakable is available)
- portable base easy for storage
- ON/OFF with Pulse function
- Thermostat(over heating protection) or Thermofuse is optional
- Noiseless extracting while operating
- Approval: CB CE/GS ERP PAHs RoHs LFGB REACH DGCCRF



GPS-35 SERIES

Blender

Product Description

- Power: 800W / 550W / 300W
- 1.5L capacity Blending Jar(Material: PS / AS / PC unbreakable / Glass is available)
- 4 Speeds with Pulse function
- Thermostat(over heating protection) or Thermofuse is optional
- Noiseless extracting while operating
- Approval: CB CE/GS ERP PAHs RoHs LFGB REACH DGCCRF



GPS-35-1

CHROME BODY



1.5L capacity Blending Jar
(Material: PS / AS / PC unbreakable)

GPS-35-2

BRUSHED CHROME



GPS-35-3

GLASS JAR



1.5L Glass jar

GPS-35-4

CHROME BODY
GLASS JAR



GPS-36 SERIES

Blender

Product Description

- Power: 800W / 550W / 300W
- 1.5L capacity Blending Jar(Material: PS / AS / PC unbreakable / Glass is available)
- 3 Speeds with Pulse function
- Thermostat(over heating protection) or Thermofuse is optional
- Noiseless extracting while operating
- Approval: CB CE/GS ERP PAHs RoHs LFGB REACH DGCCRF



GPS-36-1

CHROME BODY



1.5L capacity Blending Jar
(Material: PS / AS / PC unbreakable)

GPS-36-2

BRUSHED CHROME



GPS-36-3

GLASS JAR



1.5L Glass jar

GPS-36-4

CHROME BODY
GLASS JAR



GPS-37 SERIES

Blender

Product Description

- Power: 800W / 550W / 300W
- 1.5L capacity Blending Jar(Material: PS / AS / PC unbreakable / Glass is available)
- 4 Speeds with Pulse function
- Thermostat(over heating protection) or Thermofuse is optional
- Noiseless extracting while operating
- Approval: CB CE/GS ERP PAHs RoHs LFGB REACH DGCCRF



GPS-37-1

CHROME BODY



1.5L capacity Blending Jar
(Material: PS / AS / PC unbreakable)

GPS-37-2



1.8L capacity Blending Jar,
lid with safety locked

GPS-37-3

GLASS JAR



GPS-37-4

CHROME BODY
GLASS JAR



1.5L Glass jar

GPS-38 SERIES

Blender

Product Description

- Power: 800W / 550W / 300W
- 1.5L capacity Blending Jar(Material: PS / AS / PC unbreakable / Glass is available)
- 4 Speeds with Pulse function
- Thermostat(over heating protection) or Thermofuse is optional
- Noiseless extracting while operating
- Approval: CB CE/GS ERP PAHs RoHs LFGB REACH DGCCRF



GPS-38-1

CHROME BODY



1.5L capacity Blending Jar
(Material: PS / AS / PC unbreakable)

GPS-38-2

BRUSHED CHROME



GPS-38-3

GLASS JAR



1.5L Glass jar

GPS-38-4

CHROME BODY
GLASS JAR



GPS-39 Blender

Product Description

- 550W , 1000W or 1200W power
- 1.5L capacity Glass Jar with safety lock on lid (NEW EK1 approval)
- Stainless steel body
- 2 speed settings with Pulse & LED indicator (5 speeds switch is available)
- Safety locking switch on jar base
- Noiseless extracting while operating
- Approval: CB CE/GS ERP PAHs RoHs LFGB REACH DGCCRF



GPS-39-1 GLASS JAR

Product Description

- 550W , 1000W or 1200W power
- 1.5L capacity Glass Jar
- Grinding cup
- Stainless Steel body and knob panel
- 2 speed settings with Pulse & LED indicator
- Safety locking switch on jar base
- Noiseless extracting while operating



- 1.5L capacity Glass Jar with safety lock on lid (NEW EK1 approval)



- 1.5L Glass jar



- Grinding cup

GPS-40 GLASS JAR

Product Description

- 600W , 1000W or 1200W power
- 1.5L capacity Glass Jar with safety lock on lid (NEW EK1 approval)
- Grinding cup
- Colourful plastic body and knob panel
- 2 speed settings with Pulse & LED indicator
- Safety locking switch on jar base
- Noiseless extracting while operating
- Approval: CB CE/GS ERP PAHs RoHs LFGB REACH DGCCRF



GPS-40-1 GLASS JAR

Product Description

- 550W , 1000W or 1200W power
- 1.5L capacity Glass Jar
- Colourful plastic body
- 2 speed settings with Pulse & LED indicator
- Safety locking switch on jar base
- Noiseless extracting while operating
- Approval: CB CE/GS ERP PAHs RoHs LFGB REACH DGCCRF



GPS-41

Product Description

- Powerful 1200 watt and 22000 rpm for powerful mix of healthy ingredients
- Stainless Steel body
- 1.5L Capacity Glass Jar(stalinite or Borosilicate glass is optional)
- Safety locking switch on jar base
- Constant speeds system makes the performance more stable and lasts longer
- 3 programs settings(smoothie ice crush and interval)and variable speed dial to instantly adjust speed as needed
- Approval: CB CE/GS ERP PAHs RoHs LFGB REACH DGCCRF



GPS-43 GLASS JAR

Product Description

- 550W , 1000W or 1200W power
- 1.5L capacity Glass Jar
- Stainless Steel body
- 2 speed settings with Pulse & LED indicator (5 speeds switch is available)
- Safety locking switch on jar base
- Noiseless extracting while operating
- Approval: CB CE/GS ERP PAHs RoHs LFGB REACH DGCCRF



GPS-42 GLASS JAR

Product Description

- 550W , 1000W or 1200W power
- 1.5L capacity Glass Jar
- Stainless Steel body
- 4 speed settings with Pulse
- Safety locking switch on jar base
- Noiseless extracting while operating
- Approval: CB CE/GS ERP PAHs RoHs LFGB REACH DGCCRF



GPS-44 GLASS JAR

Product Description

- 550W , 1000W or 1200W power
- 1.5L capacity Glass Jar
- Grinding cup
- Stainless Steel body and knob panel
- 2 speed settings with Pulse & LED indicator
- Safety locking switch on jar base
- Noiseless extracting while operating
- Approval: CB CE/GS ERP PAHs RoHs LFGB REACH DGCCRF



GPS-45 Chopper

Product Description

- 450w power
- 1.7L Glass cup
- Double chopping blade
- 2 speed with press starting



GPS-45-1 Chopper

Product Description

- 250w power
- 600ml plastic cup
- Stainless steel chopping blade
- 2 speed with press starting



GPS-46 Chopper

Product Description

- Stainless steel decoration housing with LED indicator
- 550w power
- 1.7L Glass cup
- Stainless steel chopping blade
- 2 speed with press starting



GPS-47 CITRUS JUICER

Product Description

- Power: 100W
- Deluxe Stainless Steel body housing
- Stainless Steel Sieve and Spout with Anti-Drip function(Only for YC-301S)
- Automatic switch design
- Cone-shaped squeezer and dust cover
- Noiseless extracting while operating
- All detachable parts for easy cleaning
- Approval: CB CE/GS ERP PAHs RoHs LFGB REACH DGCCRF



GPS-48 CITRUS JUICER

Product Description

- Power: 100W
- Deluxe S/S body decoration
- Transparent 1.7L capacity jar(1.5L useful)
- Big and small cone design for different fruits
- Jar and base detachable design
- Noiseless extracting while operating
- Approval: CB CE/GS ERP PAHs RoHs LFGB REACH DGCCRF



GPS-49 Sport Blender

Product Description

- 550W power motor
- 2 in 1 sport blender & Multifunction chopper
- **ONE Power Pod, TWO Appliances**
- Approval: CB CE/GS ERP PAHs RoHs LFGB REACH DGCCRF



A Multifunction food processor

- Chop, blend, grate, grind, make dough and mix-all in one bowl super 4 blade knife with very good performance for frozen Blending



- 1300ml big capacity bowl



- Mini Grinding cup

B Sport blender

- 600ml Sport blending cup: blending frozen smoothies or quickly prepare food in seconds



- 600ml Sport blending cup



- 400ml Sport blending cup

FOOD PROCESSOR
SMOOTHIE
GRINDER



GPS-50 Smoothie Blender with Spiralizer

Product Description

- 200W power motor
- ABS housing with deluxe Stainless steel decoration
- 3 in 1 functionality: Sport blender, Grinder and automatically Spiralize



—
SPIRALIZER
SMOOTHIE
BLENDER



A Spiralizer

- Detachable spiralizing blades design to save the space
- 3 spiralizing blades -spaghetti, fettuccine and ribbon



B Sport blender

- 600ml(400ml optional)Tritan BPA Free sport blender cup
- 250ml grinder cup

