

Wood floors Catalog



Engineered Wood Flooring Size



600*70mm



600*90mm



900*90mm



910*125mm



1200*120mm



1210*190mm




1220*162mm



1900*150/165mm



1860/1900*189/190mm



2200*220/240/260mm



3000*300mm



Engineered Wood Flooring Click



Joint System



T&G



2G Click




5GClick

Side and Ends



Micro-bevel Edge 0.3-0.8mm



Full-bevel Edge 1-1.5mm



Square Edge

Engineered Wood Flooring Structure



Multi-ply and 3-layer can achieve a lot of different specification of flooring. But Multi-ply is more durable so it can support thicker/thinner and small/larger sizes. While 3-layer flooring can only achieve a small range of sizes.

Stability and Durability:

Plywood is stronger than softwood, So we normally consider multi-ply is stronger than 3-layer. One interesting craft: If you look at the two ends of the 3-ply floor, they are also with the plywood structure to guarantee the edge is strong enough not broken. For 3-layer flooring, the veneer can not be very thick or very thin. If the veneer is thick, the bottom softwood may not able to hold it well so the floor is very easy to get bowed or warping. If the veneer is very thin, as the middle layer base is in “cross-direction” of the Top veneer, It’s easy to see “horizontal line” on the surface, which is quite ugly.

The cost of Multi-ply is not always expensive than 3-ply, it depends on the core of base:plywood core.

Engineered Wood Flooring Plywood 3-Layer Construction Introduction



Engineered Wood Flooring Plywood 3-Layer Construction Introduction

Bad core layer mixed with different wood including blue stain decayed.



Our layer made of Spruce from Finland, the best core layer. with no blue stain and no decayed wood, all same cutting direction. Spruce Core Layer with all same cutting direction to ensure the strightness of the plank.



Engineered Wood Flooring Plywood Multilayer Construction Introduction



Engineered Wood Flooring Grade

Grade AB

Few live knots, dead knots
Natural color difference, with signs of age
Knot size between <15mm.



Grade ABC

No knots or a small amount of live knots
<25mm Slight color difference,
clean and tidy surface.



Grade ABCD

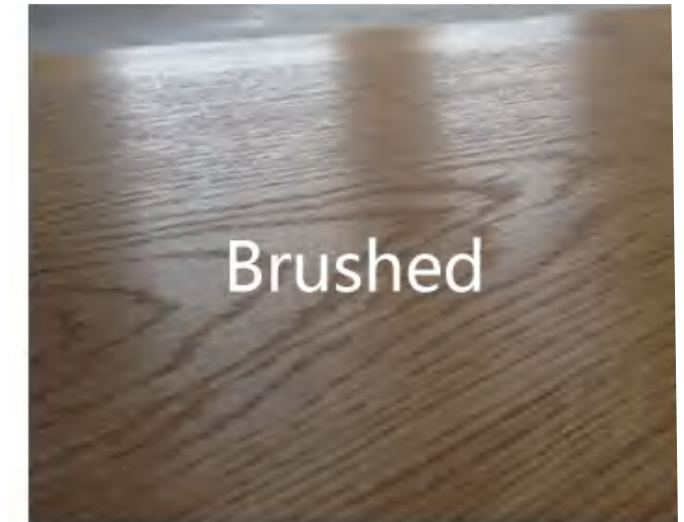
Live knots, dead knots, small amount
of breakage Natural color difference,
slightly large knot Knot size <45mm



Surface Treatment


Brushed

Brushed Oak flooring is created by using wire brushes to pull out the softer spring wood, exposing the harder summer wood, resulting in a beautifully textured and durable surface which enhances the aesthetic of any project.




Flamed

flamed appearance, characterised by brown lines at the heart of the trunk, produces wood floor planks with very contrasting shades.



Smoked

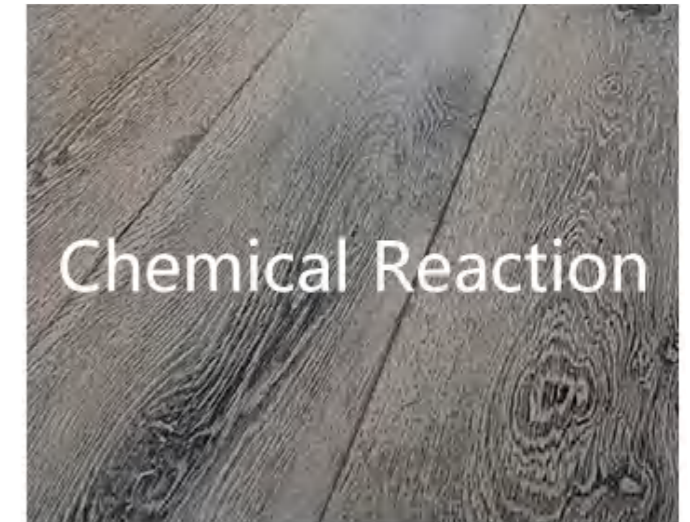
It consists of exposing the wood to fumes from a strong aqueous solution of ammonium hydroxide which reacts with the tannins in the wood. The process works best on white oak because of the high tannin content of this wood. Fumed oak is also called smoked oak.



Surface Treatment

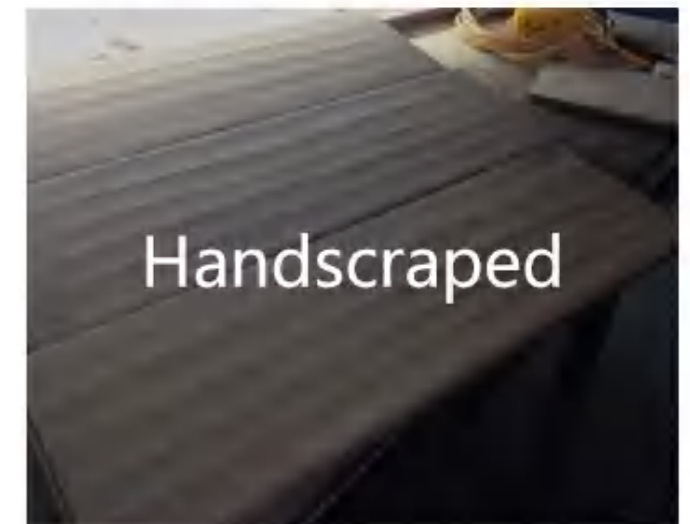
Chemical Reaction

Chemical reaction is to produce chemical changes, usually the wood containing acidic substances to do chemical change process, with inorganic salts of chemical materials rubbed or rolled on the wooden floor, through the inorganic salts and the wood itself contains tannic acid chemical reaction and change color, its change out of the color is very natural, with the original wood texture, very high-end, and conventional dye coloring is very different.



Handscraped

Small marks, scratches, and dents hide easily within the varied scrapes, making normal wear and tear much less stressful. While smooth floors may show dents and scratches. Your hand-scraped hardwood will look just as good year after year, with small markings blending in and enhancing the original finish.



Whitewashed

Whitewash is a semi-opaque finish applied to an existing finish or bare wood with the goal of allowing the base coat or wood grain to show through. Whitewashing can be done to almost any surface, including brick, and is often applied to vintage furniture, such as chairs and tables, to modernise and brighten the space.



Surface Treatment


Distressed

A distressed floor is made from new unfinished flooring that is treated or textured to achieve the appearance of a floor that has been worn down by age and foot traffic.



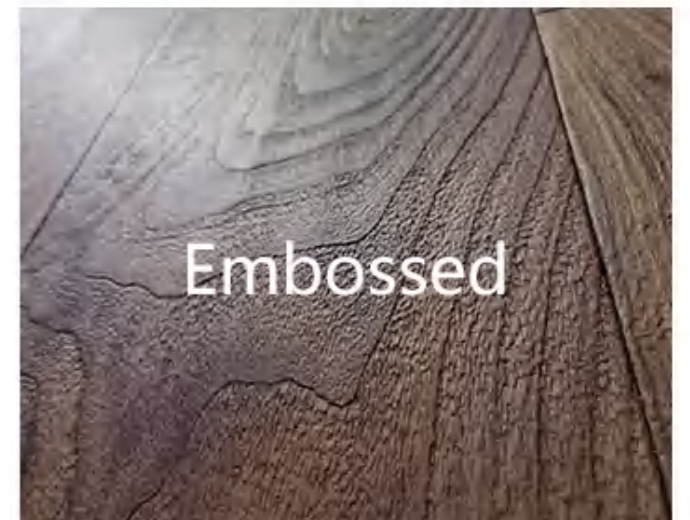
Sawn Mark

Also known as Sawn Mark, this process like hand scraping, wire brushing, chiseling or sculpting is a distressing technique used to add texture and character to the wood surface. As the name implies it is done either with a band or similar saw.



Embossed

The obvious difference between embossed flooring and general flooring is that the former has uniform wood texture protruding from the board surface, and the surface is uneven and conveys a strong antique atmosphere. The general floor surface is flat and smooth, while there are bright and matte respectively; the smooth surface flows with various curved and straight wood texture, which can only be viewed and imagined by the eyes. And the embossed floor protruding wood grain, the foot feels real, touching the place to knock you awake to the view of the divine power of nature.






Engineered Wood Flooring Matching Sample

And we have a strong ability to copy colors, just send us samples!



Structure: Multilayer Tongue & Groove







European Oak

Brushed, UV Lacquered, UV Oiled
Flooring Size: 1910x193x15/0.5mm

European Oak

Brushed, UV Lacquered, UV Oiled
Flooring Size: 1910x193x15/0.5mm

Structure: Multilayer Tongue & Groove







European Oak

Brushed, UV Lacquered, UV Oiled
Flooring Size: 1910x193x15/0.5mm

European Oak

Brushed, UV Lacquered, UV Oiled
Flooring Size: 1910x193x15/0.5mm

Structure: Multilayer Tongue & Groove







Walnut

Brushed, UV Lacquered, UV Oiled
Flooring Size: 1910x193x15/0.5mm

European Oak

Brushed, UV Lacquered, UV Oiled
Flooring Size: 1910x193x15/0.5mm

Structure: Multilayer Tongue & Groove





Walnut

Brushed, UV Lacquered, UV Oiled
Flooring Size: 1900x190x15/3mm

European Oak


Brushed, UV Lacquered, UV Oiled
Flooring Size: 1900x190x15/3mm

Structure: Multilayer Tongue & Groove



European Oak

Brushed, UV Lacquered, UV Oiled
Flooring Size: 1900x190x15/3mm



European Oak

Brushed, UV Lacquered, UV Oiled
Flooring Size: 1900x190x15/3mm

Structure: Multilayer Tongue & Groove



European Oak




Brushed, UV Lacquered, UV Oiled
Flooring Size: 1900x190x15/3mm



Ash

Brushed, UV Lacquered, UV Oiled
Flooring Size: 1900x190x15/3mm

Structure: Multilayer Tongue & Groove



Ash

Brushed, UV Lacquered, UV Oiled
Flooring Size: 1900x190x15/3mm

Ash

Brushed, UV Lacquered, UV Oiled
Flooring Size: 1900x190x15/3mm

Structure: Multilayer Tongue & Groove



European Oak

Brushed, UV Lacquered, UV Oiled
Flooring Size: 2200x260x15/4mm



European Oak

Brushed, UV Lacquered, UV Oiled
Flooring Size: 2200x260x15/4mm

Structure: Multilayer Tongue & Groove



European Oak

Brushed, UV Lacquered, UV Oiled
Flooring Size: 2200x260x15/4mm



European Oak

Brushed, Smoked
Flooring Size: 1910x168x15/4mm

Structure: Multilayer Tongue & Groove



European Oak


Brushed, Smoked
Flooring Size: 1910x168x15/4mm



European Oak


Brushed, Smoked
Flooring Size: 1910x168x15/4mm

Structure: Multilayer Tongue & Groove



European Oak

Brushed, Smoked
Flooring Size: 1910x168x15/4mm



European Oak

Brushed, Smoked
Flooring Size: 1910x168x15/4mm