



Solar Lights Catalog



Solar LED Wall Light-Butterfly

Front & Back light shining together, beautiful as a "butterfly"!
Have patents in EU, USA, Australia, Japan, China, etc.



CB CE REACH IEC62471



Item Number	Power	Brightness	Beam Angle	Battery	Work Modes
GPS-01-	1.5W	220LM	90°	4.44Wh	2 Optional Modes
PIR Detection Angle/Distance	Color CCT	Charge Time	Lighting Time	Lamp Dimension	Warranty
120°/6Mtrs	Front Light & Back Light 2800-6600K	6~8 hours to fully charge	40~50 hours	152*96*84mm	2 Years(1 Year for Battery)

Solar LED Wall Light-Butterfly

Ultra bright 125lm/W

Front & Back lighting, modern & decorative

Lighting up everyday

Lifespan more than 6 years



CB CE REACH IEC62471



Item Number	Power	Brightness	Beam Angle	Battery	Work Modes
GPS-02	4W	500LM	90°	7.4Wh	2 Optional Modes
PIR Detection Angle/Distance	Color CCT	Charge Time	Lighting Time	Lamp Dimension	Warranty
120°/6Mtrs	Front Light & Back Light 2800-6600K	6~8 hours to fully charge	20~50 hours	211*140*115mm	2 Years(1 Year for Battery)

Solar LED Wall Light-Butterfly

Ultra bright 125lm/W
 Front & Back lighting, modern & decorative
 Lighting up everyday
 Lifespan more than 6 years



850LM
 ≈ Traditional **80W**

CB CE RoHS REACH IEC62471



Item Number	Power	Brightness	Beam Angle	Battery	Work Modes
GPS-03	8W	850LM	90°	14.8Wh	2 Optional Modes
PIR Detection Angle/Distance	Color CCT	Charge Time	Lighting Time	Lamp Dimension	Warranty
120°/6Mtrs	Front Light & Back Light 2800-6600K	6~8 hours to fully charge	20~50 hours	232*221*121mm	2 Years(1 Year for Battery)

Solar LED Wall Light-Brick

New Design

Modern concise outlooking, perfectly blend with different styles of architecture

Super bright 150lm/w, beautiful for wall washing decor

Scientific polarized light design, wider and bigger lighting area

Two optional work modes



900LM
≈ Traditional **60W**



CB CE REACH IEC62471

Item Number	Power	Brightness	Beam Angle	Battery	Work Modes
GPS-04	6W	900LM	140°*70°	11.1Wh	2 Optional Modes
PIR Detection Angle/Distance	Color CCT	Charge Time	Lighting Time	Lamp Dimension	Warranty
120°/6Mtrs	2800-6600K	6~8 hours to fully charge	20~40 hours	230*97*43mm	2 Years(1 Year for Battery)

Solar LED Wall Light-Brick


Patent New Design

Modern concise outlooking, perfectly blend with different styles of architecture

Super bright 150lm/w, beautiful for wall washing decor

Scientific polarized light design, wider and bigger lighting area

Two optional work modes



900LM
≈ Traditional **60W**



CB CE REACH IEC62471

Item Number	Power	Brightness	Beam Angle	Battery	Work Modes
GPS-05	6W	900LM	140°*70°	11.1Wh	2 Optional Modes
PIR Detection Angle/Distance	Color CCT	Charge Time	Lighting Time	Lamp Dimension	Warranty
120°/6Mtrs	2800-6600K	6~8 hours to fully charge	20~40 hours	230*97*43mm	2 Years(1 Year for Battery)

Solar LED Wall Light-Brick


Patent New Design

Modern concise outlooking, perfectly blend with different styles of architecture

Super bright 150lm/w, beautiful for wall washing decor

Scientific polarized light design, wider and bigger lighting area

Two optional work modes



900LM
≈ Traditional **60W**



CB CE REACH IEC62471

Item Number	Power	Brightness	Beam Angle	Battery	Work Modes
GPS-06	6W	900LM	140°*70°	11.1Wh	2 Optional Modes
PIR Detection Angle/Distance	Color CCT	Charge Time	Lighting Time	Lamp Dimension	Warranty
120°/6Mtrs	2800-6600K	6~8 hours to fully charge	20~50 hours	230*97*43mm	2 Years(1 Year for Battery)

Solar LED Wall Light-Brick

- Modern concise design
- Special up & down dual lighting in one lamp
- 2 work modes are optional for flexible use
- Scientific polarized distribution for big lighting area
- Suitable for different styles of buildings



350LM
≈ Traditional **30W**



Item Number	Power	Brightness	Beam Angle	Battery	Work Modes
GPS-07	3W	350LM	120°60°	4.44Wh	2 Optional Modes
PIR Detection Angle/Distance	Color CCT	Charge Time	Lighting Time	Lamp Dimension	Warranty
120°/6Mtrs	2800-6600K	5-6 hours to fully charge	30-50 hours	90°138*35mm	2 Years(1 Year for Battery)

Solar LED Wall Light—Panda

- User-friendly & multi functions
- 2 flexible installations for wide applications
- Ultra bright lighting in concise shape
- Long life time, durable



200LM
≈ Traditional **20W**

Wall Mount

Hanging



Item Number	Power	Brightness	Beam Angle	Battery	Work Modes
GPS-08	2W	200lm	120°60°	4.44Wh	2 Optional Modes
PIR Detection Angle/Distance	Color CCT	Charge Time	Lighting Time	Lamp Dimension	Warranty
120°/6Mtrs	2800-6600K	6~8 hours to fully charge	35 hours	139*69*107mm	2 Years(1 Year for Battery)

Solar LED Multifunctional Light-**LeadPad**

Global patent design

Super flexible, fold-able, adjustable, portable, stand-able, hang-able

Solar panel & light panel both adjustable for DIY use

Two optional work modes for diverse applications



Item Number	Power	Brightness	Beam Angle	Battery	Work Modes
GPS-09	5W	500LM	90°	11.1Wh	2 Optional Modes
PIR Detection Angle/Distance	Color CCT	Charge Time	Lighting Time	Lamp Dimension	Warranty
120°/6Mtrs	2800-6600K	6~8 hours to fully charge	Up to 50hrs	232*150*34mm	2 Years(1 Year for Battery)

4-in-1 Multi Functions



① Wall Mount



② Stand-able



③ Portable



④ Wall Hanging

500LM
≈ Traditional **50W**



CB CE REACH IEC62471

Solar LED Flood Light—LeadPad

- Foldable & Adjustable
- Dual PIR sensors, wider detection area
- 3 Working Modes
- Multifunctional



Item Number	Power	Brightness	Beam Angle	Battery	Work Modes
GPS-10	10W	1080LM	90°	26.64Wh	3 Optional Modes
PIR Detection Angle/Distance	Color CCT	Charge Time	Lighting Time	Lamp Dimension	Warranty
180°/8Mtrs	2800-6600K	6~8 hours to fully charge	Up to 70hrs	300*215*35mm	2 Years(1 Year for Battery)



1080LM
≈ Traditional **100W**



CB CE REACH IEC62471

Solar LED Multifunctional Light—LeadPad

Global patent design

Super flexible, fold-able, adjustable, portable, stand-able, hang-able

Solar panel & light panel both adjustable for DIY use

Two optional work modes for diverse applications



Item Number	Power	Brightness	Beam Angle	Battery	Work Modes
GPS-11	10W	1150LM	90°	22.2Wh	2 Optional Modes
PIR Detection Angle/Distance	Color CCT	Charge Time	Lighting Time	Lamp Dimension	Warranty
120°/8Mtrs	2800-6600K	6~8 hours to fully charge	Up to 50hrs	314*211*37mm	2 Years(1 Year for Battery)

5-in-1 Multi Functions



① Wall Mount



② Stand-able



③ Portable



④ Wall Hanging



⑤ Pole Mount

1150LM
≈ Traditional **100W**

CE RoHS REACH IEC62471

Solar LED Multifunctional Light-Talent



Item Number	Power	Brightness	Beam Angle	Battery	Work Modes
GPS-12	8W	950LM	120°	14.8Wh	2 Optional Modes
PIR Detection Angle/Distance	Color CCT	Charge Time	Lighting Time	Lamp Dimension	Warranty
120°/8Mtrs	2800-6600K	5~6 hours to fully charge	20~50 hours	214*268*76mm	2 Years(1 Year for Battery)

8-in-1 Multi Functions



Integrated Wall Mount



Split Wall Mount



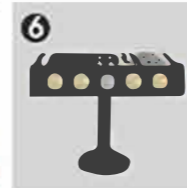
Hanging in Two-directions



Magnet Adsorptive



Portable



Stand-oble



Stick-on



Pole Mount

Global No.1 Multifunctional Design

Innovative & Patent New

8 Functions + 3 Changeable Styles + 3 Adjustable Angles

Super Flexible, Foldable, Functional

Two Optional Work Modes for Diverse Use

Long Lasting Lighting Time



CB CE REACH IEC62471

Solar LED Multifunctional Light—TwinsPad

- Outdoor as flood light/wall light
- Indoor as a desk light/emergency light
- Portable as work light, camping light
- Discharge as power bank
- Double side solar panel, higher charging efficiency



Item Number	Power	Brightness	Beam Angle	Battery	Work Modes
GPS-13	10W	1100LM	90°	26.64Wh	4 Optional Modes
PIR Detection Angle/Distance	ColorCCT	Charge Time	Lighting Time	Dimension	Warranty
120°/6Mtrs	2800-6600K	6~8 hours to fully charge	Up to 30hrs	Lamp: 232*166*36mm Solar Panel: 345*241*25mm	2 Years(1 Year for Battery)

4-in-1 Multi Functions



1 Wall Mount



2 Portable



3 Stand-able



4 Power Bank

1100LM
≈ Traditional 100W



CE RoHS REACH IEC62471



Solar LED Flood Light-Cube

Super Bright 150LM/W
 120°*60° Bigger Lighting Area
 Durable Lifespan > 10 Years
 Solar Panel 270° & Lamp 360° Adjustable
 Lighting every night, 365 days a year!

1500LM
 ≈ Traditional **100W**



CE RoHS REACH

5 Flexible Functions



① Wall Mount

② Ceiling Mount

③ Ground Mount

④ Pole Mount

⑤ Portable Work Light

Item Number	Power	Brightness	Beam Angle	Battery	Work Modes
GPS-14	10W	1500LM	120°*60°	13.32Wh	DIY by Remote
PIR Detection Angle/Distance	Color CCT	Charge Time	Lighting Time	Dimension	Warranty
120°/6Mtrs	2800-6600K	4-6 hours to fully charge	Up to 60 hours	Lamp: 153*144*32mm Solar Panel: 202*221*24mm	2 Years (1 Year for Battery)



Solar LED Flood Light-Cube

Super Bright 160LM/W
 120°*60° Bigger Lighting Area
 Durable Lifespan > 10 Years
 Solar Panel 270° & Lamp 360° Adjustable
 Lighting every night, 365 days a year!

4800LM
 ≈ Traditional **300W**



5 Flexible Functions



① Wall Mount



② Ceiling Mount



③ Ground Mount



④ Pole Mount



⑤ Portable Work Light

CB CE REACH

Item Number	Power	Brightness	Beam Angle	Battery	Work Modes
GPS-15	30W	4800LM	120°*60°	38.4Wh	DIY by Remote
PIR Detection Angle/Distance	Color CCT	ChargeTime	Lighting Time	Dimension	Warranty
120°/8Mtrs	2800-6600K	5-6 hours to fully charge	Up to 60 hours	Lamp: 200*190*49mm Solar Panel: 354*254*38mm	3 Years

Solar LED Street Garden Light-Pro

Ultra-thin Smooth Design

Auto-adjusting Work Mode

Two Different Installations for Diverse Applications

Long Lasting Lighting Time



CE REACH IEC62471



Item Number	Power	Brightness	Beam Angle	Battery	Work Mode
GPS-16	4W	400LM	140°*70°	8.88Wh	Auto-adjusting Mode
PIR Detection Angle/Distance	Color CCT	Charge Time	Lighting Time	Lamp Dimension	Warranty
120°/6Mtrs	2800-6600K	6-8 hours to fully charge	30 hours	224*137*42mm	2 Years(1 Year for Battery)

Solar LED Street Garden Light-Pro

- 3 Different Installations
- Auto-adjusting Work Mode
- Scientific polarized Light Distribution for Bigger Lighting Area
- Long Lasting Lighting Time
- Multifunctional for Wider Applications



CB CE REACH IEC62471



850LM
≈ Traditional **80W**



Item Number	Power	Brightness	Beam Angle	Battery	Work Mode
GPS-17	8W	850LM	140°*70°	22.2Wh	Auto-adjusting Mode
PIR Detection Angle/Distance	Color CCT	Charge Time	Lighting Time	Lamp Dimension	Warranty
120°/8Mtrs	2800-6600K	6~8 hours to fully charge	50 hours	429*194*53mm	2 Years(1 Year for Battery)

Solar LED Street Garden Light-Pro

3 Different Installations

Auto-adjusting Work Mode

Scientific polarized Light Distribution for Bigger Lighting Area

Long Lasting Lighting Time

Multifunctional for Wider Applications



CB CE REACH EN62471



1600LM
 ≈Traditional **150W**



Item Number	Power	Brightness	Beam Angle	Battery	Work Mode
GPS-18	15W	1600LM	140°*70°	39.96Wh	Auto-adjusting Mode
PIR Detection Angle/Distance	Color CCT	Charge Time	Lighting Time	Lamp Dimension	Warranty
120°/8Mtrs	2800-6600K	6~8 hours to fully charge	50 hours	493*232*58mm	2 Years(1 Year for Battery)

Solar LED Street Garden Light-Pro

3 Different Installations

DIY Work Mode by Remote

Scientific polarized Light Distribution for Bigger Lighting Area

Long Lasting Lighting Time

Multifunctional for Wider Applications



CE REACH EN62471



4800LM
 ≈ Traditional **400W**



Item Number	Power	Brightness	Beam Angle	Battery	Work Modes
GPS-19	40W	4800LM	140°*70°	115.2Wh	DIY by Remote
PIR Detection Angle/Distance	Color CCT	Charge Time	Lighting Time	Lamp Dimension	Warranty
120°/12Mtrs	2800-6600K	8~10 hours to fully charge	50 hours	706*290*74mm	3 Years

Solar LED Street Light—StarTrek

- 150LM/W Super Bright
- Solar Panel & Light Panel Adjustable
- Working Status Indicator for Better Use
- Smart Management System, MPPT & triple protection, safer & durable
- Professional Street Light for Project
- 5 Years Warranty



CE REACH

Item Number	Power	Brightness	Beam Angle	Battery	Work Modes
GPS-20	40W	6000LM	140°78°	230.AWh	DIY by Remote
PIR Detection Angle/Distance	Color CCT	Charge Time	Lighting Time	Lamp Dimension	Warranty
150°/15Mtrs	2800-6600K	10~12hours to fully charge	Up to 70 hours	711*386*243mm	5 Years

Solar LED Street Light—StarTrek

150LM/W Super Bright

Solar Panel & Light Panel Adjustable

Working Status Indicator for Better Use

Smart Management System, MPPT & triple protection, safer & durable

Professional Street Light for Project

5 Years Warranty



CE REACH

Item Number	Power	Brightness	Beam Angle	Battery	Work Modes
GPS-21	80W	12000LM	140°78°	460.8Wh	DIY by Remote
PIR Detection Angle/Distance	Color CCT	Charge Time	Lighting Time	Lamp Dimension	Warranty
150°/15Mtrs	2800-6600K	10~12hours to fully charge	Up to 70 hours	1178*386*243mm	5 Years

Solar LED Street Light--StarTrek

150LM/W Super Bright

Solar Panel & Light Panel Adjustable

Working Status Indicator for Better Use

Smart Management System, MPPT & triple protection, safer & durable

Professional Street Light for Project

5 Years Warranty



CE REACH

Item Number	Power	Brightness	Beam Angle	Battery	Work Modes
GPS-22	120W	18000LM	140°78°	614.4Wh	DIY by Remote
PIR Detection Angle/Distance	Color CCT	Charge Time	Lighting Time	Lamp Dimension	Warranty
150°/15Mtrs	2800-6600K	10~12hours to fully charge	Up to 70 hours	1616*386*243mm	5 Years

Solar LED Street Light–Pilot

- Super Bright 130LM/W
- 140°*70° Bigger Lighting Area
- Longer Lighting Time
- Durable Lifespan > 10 Years
- Smart Management System



CE REACH

Item Number	Power	Brightness	Beam Angle	Battery	Work Modes
GPS-23	40W	5200LM	140°*70°	153.6Wh	DIY by Remote
PIR Detection Angle/Distance	Color CCT	Charge Time	Lighting Time	Dimension	Warranty
160°/15Mtrs	2800-6600K	8-10hours to fully charge	Up to 70 hours	Lamp: 712*187*91mm Solar Panel: 619*498*25mm	3 Years

Solar LED Street Light-Pilot

- Super Bright 130LM/W
- 140°*70° Bigger Lighting Area
- Longer Lighting Time
- Durable Lifespan > 10 Years
- Smart Management System



CE REACH

Item Number	Power	Brightness	Beam Angle	Battery	Work Modes
GPS-24	60W	7800LM	140°*70°	230.4Wh	DIY by Remote
PIR Detection Angle/Distance	Color CCT	Charge Time	Lighting Time	Dimension	Warranty
160°/15Mtrs	2800-6600K	8-10hours to fully charge	Up to 70 hours	Lamp: 712*187*91mm Solar Panel: 678*656*25mm	3 Years

Solar LED Street Light-**Seagull**

- Super Bright 160lm/w
- Bigger Lighting Area 160m²
- DIY Work Modes by Remote
- Optional Wall & Pole Installation
- Long lifespan more than 10 years



CE REACH

Item Number	Power	Brightness	Beam Angle	Battery	Work Modes
GPS-25	30W	4800LM	140°70°	38.4Wh	DIY by Remote
PIR Detection Angle/Distance	Color CCT	Charge Time	Lighting Time	Dimension	Warranty
120°/8Mtrs	2800-6600K	4~6 hours to fully charge	Up to 60 hours	Lamp: 500*170*57mm Solar Panel: 372*300*20mm	3 Years

Solar LED Street Light–Wing

- Super bright 165lm/W
- Aluminum housing
- Scientific polarized lighting distribution, large lighting area
- MPPT & triple protection system, 100% safe
- Brand new power battery, durable
- Mono solar panel, 20 years lifespan
- Sensitive PIR sensor, longer lighting time



Item Number	Power	Brightness	Beam Angle	Battery	Work Modes
GPS-26	40W	6500LM	140°70°	76.8Wh	DIY by Remote
PIR Detection Angle/Distance	Color CCT	Charge Time	Lighting Time	Lamp Dimension	Warranty
120°/8Mtrs	2800-6600K	6~8 hours to fully charge	Up to 80 hours	507*287*229mm	3-5 Years

Solar LED Street Light–Wing

Super bright 155lm/W

Aluminum housing

Scientific polarized lighting distribution, large lighting area

MPPT & triple protection system, 100% safe

Brand new power battery, durable

Mono solar panel, 20 years lifespan

Sensitive PIR sensor, longer lighting time



Item Number	Power	Brightness	Beam Angle	Battery	Work Modes
GPS-27	60W	9200LM	140°70°	115.2Wh	DIY by Remote
PIR Detection Angle/Distance	Color CCT	Charge Time	Lighting Time	Lamp Dimension	Warranty
120°/8Mtrs	2800-6600K	8~10 hours to fully charge	Up to 80 hours	612*331*229mm	3-5 Years

Solar LED Street Light–Wing

- Super bright 150lm/W
- Aluminum housing
- Scientific polarized lighting distribution, large lighting area
- MPPT & triple protection system, 100% safe
- Brand new power battery, durable
- Mono solar panel, 20 years lifespan
- Sensitive PIR sensor, longer lighting time



12000LM
 ≈Traditional **800W**



Item Number	Power	Brightness	Beam Angle	Battery	Work Modes
GPS-28	80W	12000LM	140°70°	153.6Wh	DIY by Remote
PIR Detection Angle/Distance	Color CCT	Charge Time	Lighting Time	Lamp Dimension	Warranty
120°/8Mtrs	2800-6600K	8~10 hours to fully charge	Up to 80 hours	853*349*243.5mm	3-5 Years



Solar LED Area Light—Sunflower

Patent new sunflower shape with elegant lighting effect
 360° brightly lighting up every day, 365 days a year
 Long lasting intelligent work mode



Item Number	Power	Brightness	Beam Angle	Battery	Work Mode
GPS-29	20W	2300LM	360°	38.4Wh	Auto-adjusting Mode
Housing Materials	Color CCT	Charge Time	Lighting Time	Lamp Dimension	Warranty
ABS+PC, anti-UV, fireproof	2800-6600K	4~6 hours to fully charge	32 hours+	Ø400*120MM	3 Years

CB CE REACH

Solar LED Garden Light—Diamond

- Special European-style design
- 2 optional lighting colors in one lamp
- Beautiful star-shape lighting effect
- 3 different installations, wide applications
- Achieve both lighting and decoration



1900LM
 ≈ Traditional 150W



Item Number	Power	Brightness	Beam Angle	Battery	Work Modes
GPS-30	15W	1900LM	360°	19.2Wh	2 Optional Modes
Radar Detection Angle/Distance	Color CCT	Charge Time	Lighting Time	Lamp Dimension	Warranty
120°/8Mtrs	2800-6600K	6-8hours to fully charge	Up to 80 hours	Wall Light: 257*289*207mm Pillar Light: 257*257*217mm Path Light: 257*257*915mm	3 Years

Solar LED Pendant Light—Glory

- Solar panel can support 1 or 2 lamps
- Wider lighting area
- Super bright and comfortable light
- 10M long connection cable
- DIY work mode by remote



1000LM
≈ Traditional **100W**



Item Number	Power	Brightness	Beam Angle	Battery	Work Modes
GPS-31	10W (5W+5W)	1000LM	360°	19.98Wh	DIY by Remote
PIR Detection Angle/Distance	Color CCT	Charge Time	Lighting Time	Dimension	Warranty
/	2800-6600K	5 hours to fully charge	20 hours	Solar Panel: 294*199*34mm Lamp: 160*160*92mm	2 Years(1 Year for Battery)

Solar LED Security Light—Satellite

- Unique 3-head lighting
- Large lighting area
- Blends with diverse installation environment
- Lighting direction is adjustable for DIY use
- Super powerful, long lasting



Item Number	Power	Brightness	Beam Angle	Battery	Work Modes
GPS-32	20W	1700LM	120° 140°*70°	14.8Wh	2 Optional Modes
PIR Detection Angle/Distance	Color CCT	Charge Time	Lighting Time	Lamp Dimension	Warranty
120°/8Mtrs	2800-6600K	8 hours to fully charge	Up to 80 hours	412*223*130mm	2 Years(1 Year for Battery)

Solar LED Yard Light-**Keeper**

- Stylish minimalist design
- 2 optional lighting colors in one lamp
- Super bright 130lm/W with big lighting area
- Lamp directions are 240° adjustable
- Long lasting lighting time



2000LM
 ≈ Traditional **150W**



Item Number	Power	Brightness	Beam Angle	Battery	Work Modes
GPS-33	15W	2000LM	95°85°	19.2Wh	2 Optional Modes
PIR Detection Angle/Distance	Color CCT	Charge Time	Lighting Time	Lamp Dimension	Warranty
120°/8Mtrs	2 changeable colors 2800-6600K	5 hours to fully charge	80 hours	288*228*73mm	3 Years